



CHIEF OF POLICE SCOTT BIXBY
Culver City Police Department

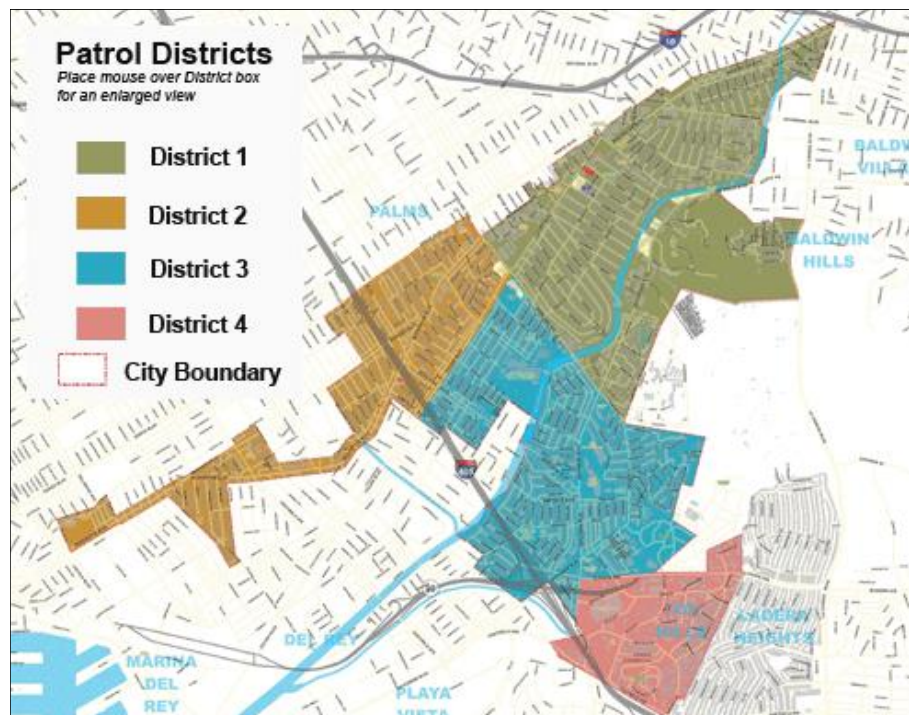


Monthly Report
April 2016



Organizational Values

- Pride
- Passion
- Proactivity
- Professionalism
- Partnerships



For full scale map: http://www.culvercitypd.org/D_table_images/DistrictMap.jpg

TABLE OF CONTENTS

Organizational Chart	3
Personnel & Training	4
Grant(s) Status	5
Operations Bureau	6-8
Response Time	6
Calls for Service	6
Calls for Service by Time of the Day	7
Calls for Service by Day of the Week	7
Arrests & Jail Bookings	8
Mental Health Evaluation Holds	8
Investigations Bureau	9-12
Violent Crime	9
Property Crimes	9
Total Part 1 Crimes	10
Case Clearance	11
Westfield Mall Crime	11
Post Release Community Supervision Recidivism	12
Traffic Bureau	13-18
Top Six Primary Collision Factors	13
Traffic Citations	13
Traffic Collisions	14
DUI Related Offenses/Collisions	15
Automated Enforcement Section	16
Parking Enforcement	17-18
Animal Services	18

PERSONNEL AND TRAINING SECTION

Budgeted *Sworn* Staff: 105

Budgeted *Non-Sworn* Staff: 56

TOTAL BUDGETED STAFF: 161

Sworn Staff Openings: 2

(2) Police Officers

Non-Sworn Staff Openings: 11

(1) Communications Technician

(2) Community Services Officers

(1) Forensic Technician

(2) Records Technicians

(1) Property Technician

(1) Jailer

(1) Crime Analyst

(1) Photo Enforcement Technician

(1) Parking Enforcement Officer

	Personnel by Race	%	Sworn by Race	%	Non Sworn by Race	%	Supervision by Race	%
White	65	44%	50	50%	15	32%	11	39%
Black	21	14%	8	8%	13	28%	5	18%
Hispanic	45	30%	31	31%	14	30%	7	25%
Asian	8	5%	5	5%	3	6%	1	4%
Pac. Island	6	4%	4	4%	2	4%	2	7%
Native Am	0	0%	0	0%	0	0%	0	0%
Mid. East.	3	2%	3	3%	0	0%	2	7%
Total:	148		101		47		28	

	Personnel by Gender	%	Sworn by Gender	%	Non Sworn by Gender	%	Supervision by Gender	%
Male	117	79%	95	94%	22	47%	26	93%
Female	31	21%	6	6%	25	53%	2	7%
	148		101		47		28	

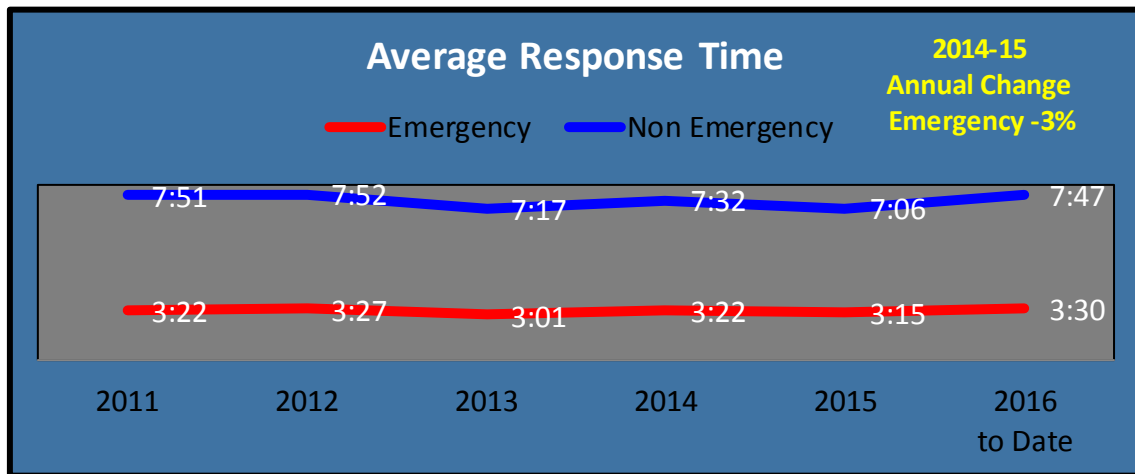
GRANTS AND OTHER PROGRAMS

Grants Awarded	
FY15 U.S.D.O.J. Edward Byrne Memorial Justice Assistance Grant Program - Local Solicitation	Submitted QTR 2 Financial Report on 04/14/2016. Grant funds are to offset overtime costs related to backfilling positions due to sending officers and professional staff to Peace Officer Standards and Training (POST) approved mental health training courses.
OTS 2016 Grant	FY16 Grant in the amount of \$115,000.00 was awarded for overtime for DUI Checkpoints, DUI Saturation, Bicycle-Pedestrian Enforcement, Distracted Drivers, Warrant Service and educational presentations. The grant start date was October 1, 2015. Submitted QTR 2 Program Report and Financial Reimbursement Request in the amount of \$16,659.97 on 04/27/2016. The Traffic Bureau is scheduling overtime for several details; DUI Saturation Patrol, Bicycle-Pedestrian Enforcement, Distracted Drivers, and DUI Warrant Detail.
FY15 Paul Coverdell Forensic Science Improvement Grants Program	FY15 Grant in the amount of \$17,245.00 was awarded on August 31, 2015. Submitted QTR 2 Financial Report on 04/26/2016. Grant funds will be used to apply and prepare for laboratory accreditation by a reputable accrediting body, to cover crime scene certification and latent print certification for Forensic staff. The grant funded an equipment purchase in the amount of \$3,495.00 for one (1) FOCUS LED Light Source. The Financial/Reimbursement Quarterly Report and the Program Quarterly Report are due by April 30 th
Bulletproof Vest	FY15 Grant in the amount of \$17,748.42 was awarded on August 11, 2015. Fiscal year-to-date staff has requested reimbursement in the amount of \$8,038.98. To date received reimbursement in the amount of \$1,988.54.
Grants Applied/Applying	
FY17 California Office of Traffic Safety - Selective Traffic Enforcement Program	Submitted application on 01/26/2016. The grant is to continue and expand Traffic Safety Operations; DUI Checkpoints, DUI Saturations, Bicycle and Pedestrian Operations and Traffic Safety Educational Presentations.
FY16 U.S. Dept. of Justice – Office of Justice Programs – Bulletproof Vest Partnership	On May 9, 2016, requesting City Council approval to submit application. Grant deadline is May 16, 2016.
Grants Under Review	
FY16 Community Oriented Policing Services (COPS)	Hiring Program (CHP) – Request an officer position to deploy as a School Resource Officer.
Other Programs	
Cal-MMET	Ongoing. Monthly invoices are being submitted for reimbursement (100% overtime, 30% salary and benefits).
Supplemental Law Enforcement Services Fund	FY2015-16 allocation \$98,153.47. Funds cover salary and benefits for one Property Technician. Any additional funds remaining cover Operations Bureau overtime.
L.A. Impact	Ongoing. Receiving monthly payment for officers' overtime.
Asset Forfeiture	Expenditures on-going based on Department needs.

OPERATIONS BUREAU

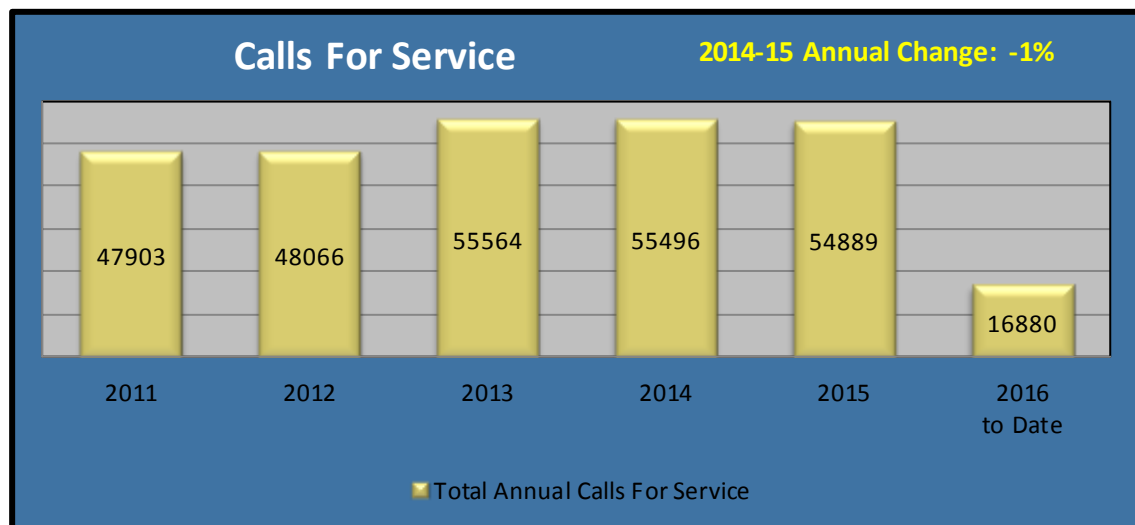
AVERAGE RESPONSE TIME

	Mar. 2016 <i>(Previous Month)</i>	Apr. 2016 <i>(Current Month)</i>	Apr. 2015 <i>(This Month Last Year)</i>
Emergency	3:50	3:30	2:45
Non-Emergency	8:15	7:58	6:58

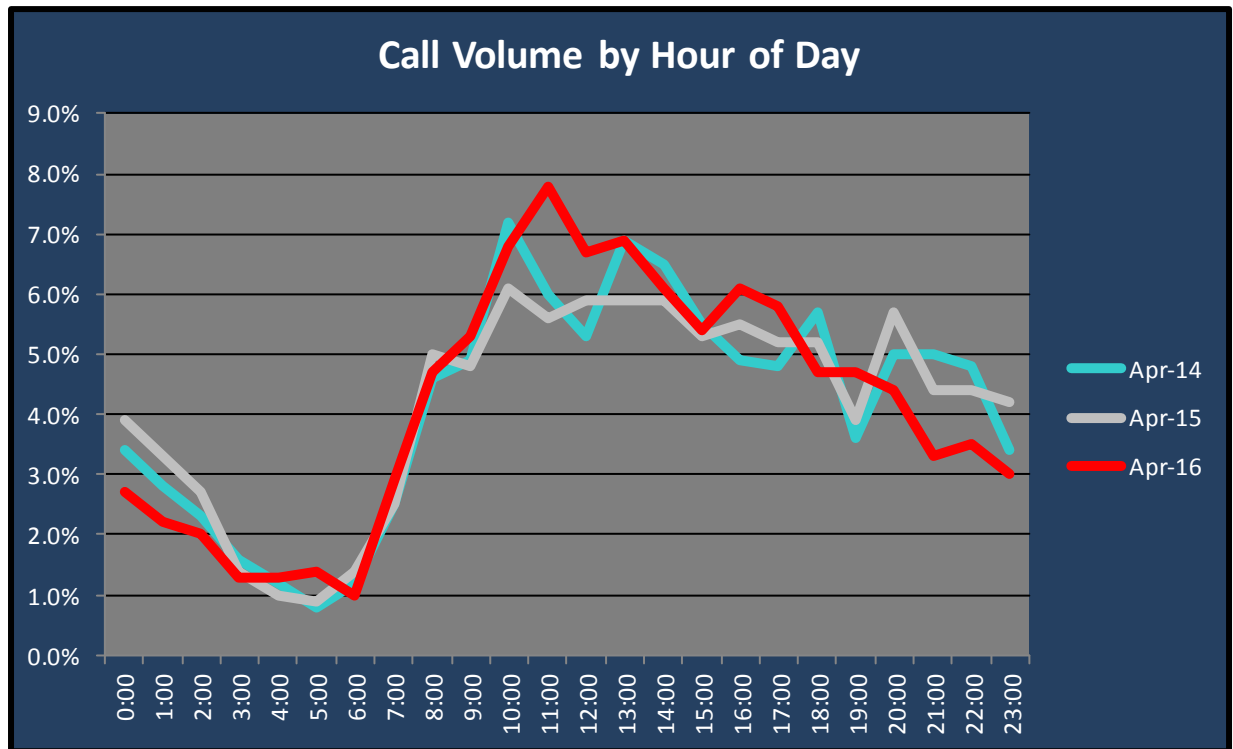


CALLS FOR SERVICE

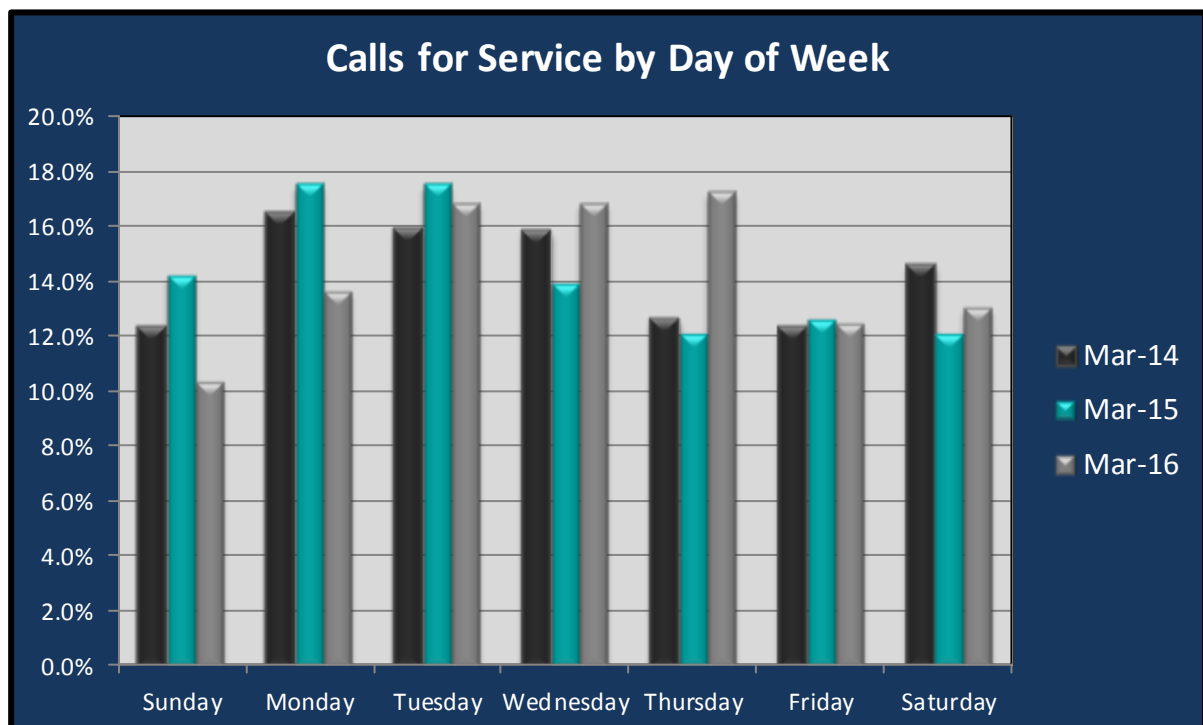
	Mar. 2016 <i>(Previous Month)</i>	Apr. 2016 <i>(Current Month)</i>	Apr. 2015 <i>(This Month Last Year)</i>
Total Calls for Service	4241	4369	4564



CALLS FOR SERVICE BY TIME OF THE DAY

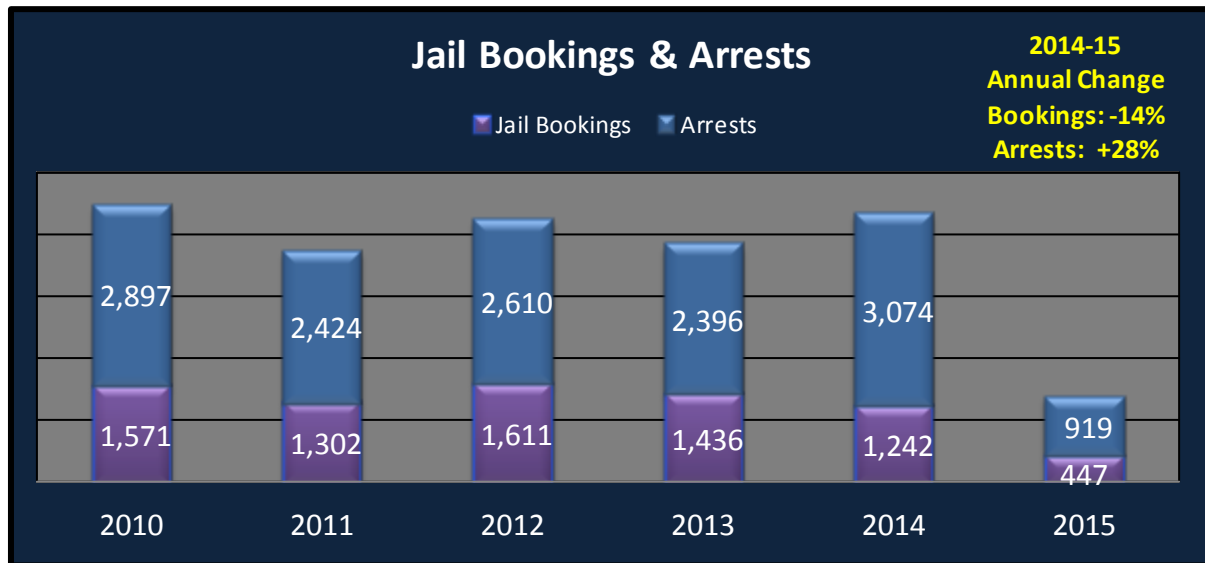


CALLS FOR SERVICE BY DAY OF WEEK



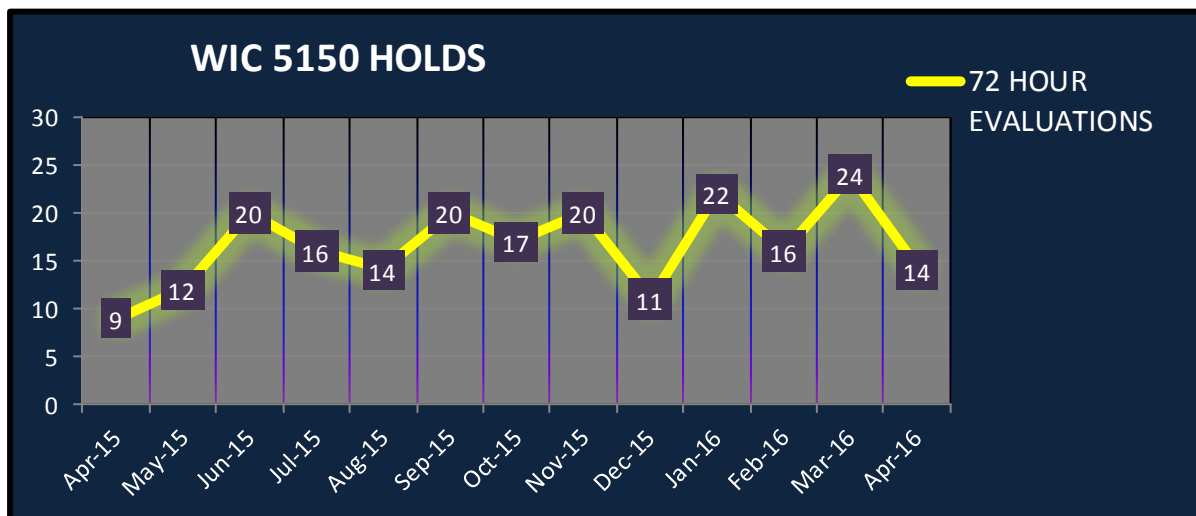
ARREST ACTIVITY

	Mar. 2016 <i>(Previous Month)</i>	Apr. 2016 <i>(Current Month)</i>	Apr. 2015 <i>(This Month Last Year)</i>
Jail Bookings	120	105	100
Total Arrests <i>(including cite & release)</i>	233	224	232



WIC 5150 HOLDS

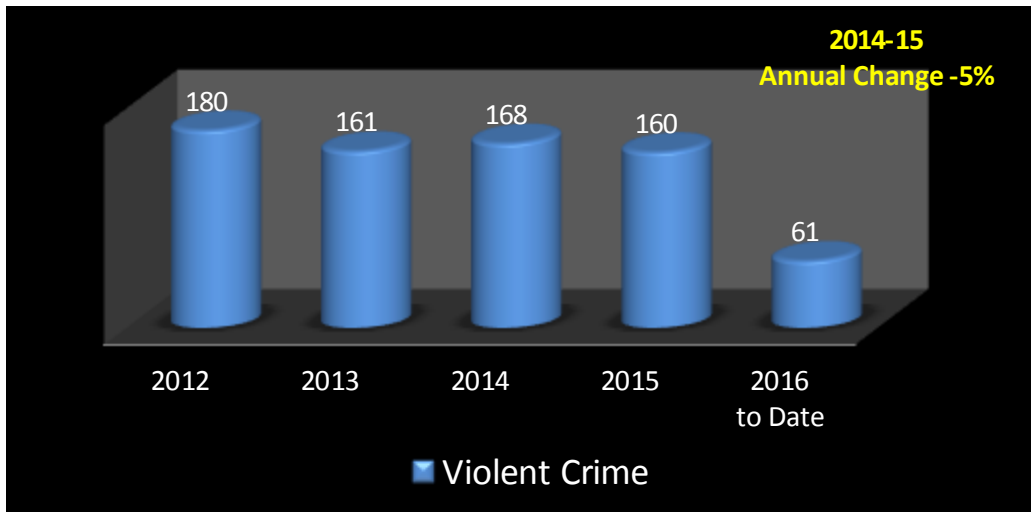
	Mar. 2016 <i>(Previous Month)</i>	Apr. 2016 <i>(Current Month)</i>	Apr. 2015 <i>(This Month Last Year)</i>
72 Hour Mental Health Evaluations	24	14	9



INVESTIGATIONS BUREAU

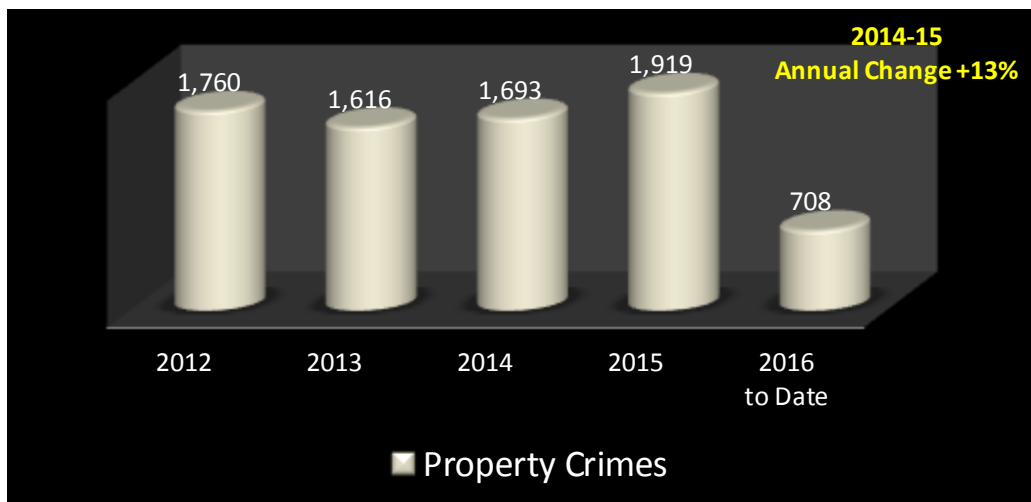
VIOLENT CRIME *(Defined as murder, robbery, rape, aggravated assault and arson).*

Total Violent Crime	Mar. 2016 <i>(Previous Month)</i>	Apr. 2016 <i>(Current Month)</i>	Apr. 2015 <i>(This Month Last Year)</i>
	18	14	13



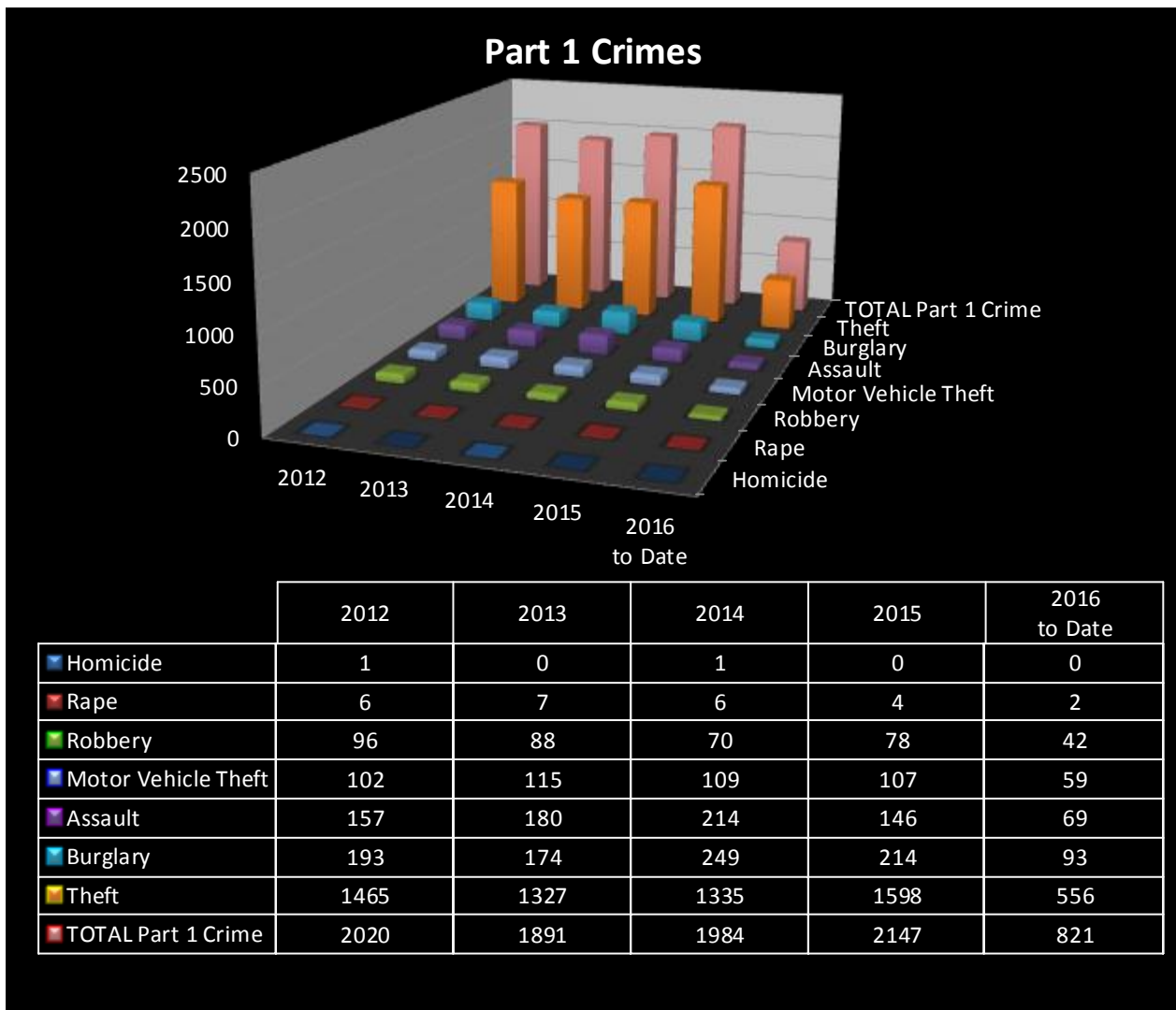
PROPERTY CRIMES *(Offenses of burglary, larceny and motor vehicle theft).*

Total Property Crime	Mar. 2016 <i>(Previous Month)</i>	Apr. 2016 <i>(Current Month)</i>	Apr. 2015 <i>(This Month Last Year)</i>
	186	150	149



TOTAL PART 1 CRIME (Note: Prop 47 “Reduced Penalties for Some Crimes Initiative” went into effective November 2014)

	Mar. 2016 <i>(Previous Month)</i>	Apr. 2016 <i>(Current Month)</i>	Apr. 2015 <i>(This Month Last Year)</i>	2014-2015 Annual Change
Homicide	0	0	0	-100%
Rape	0	0	0	-33%
Robbery	14	11	6	+11%
Assault	19	17	9	-32%
Burglary	26	28	16	-14%
Theft	142	111	128	+20%
Motor Vehicle Theft	18	11	5	-2%
TOTAL	219	178	164	+8%



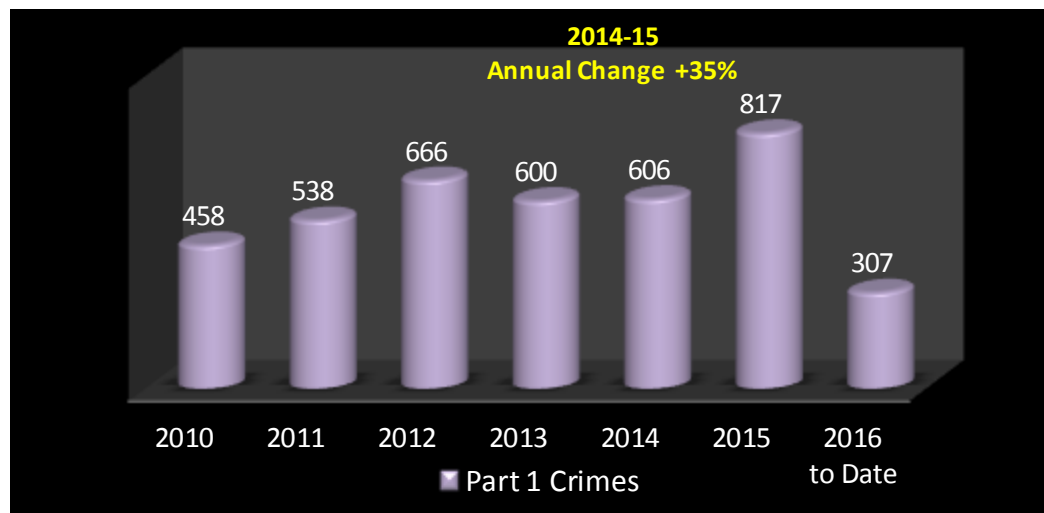
CASE CLEARANCE (*Charges have been filed or the case is otherwise solved*).

	Mar. 2016 <i>(Previous Month)</i>	Apr. 2016 <i>(Current Month)</i>	Apr. 2015 <i>(This Month Last Year)</i>
Total Offenses	219	178	164
Offenses Cleared	91	54	70
Clearance Rate	42%	30%	43%



WESTFIELD SHOPPING CENTER

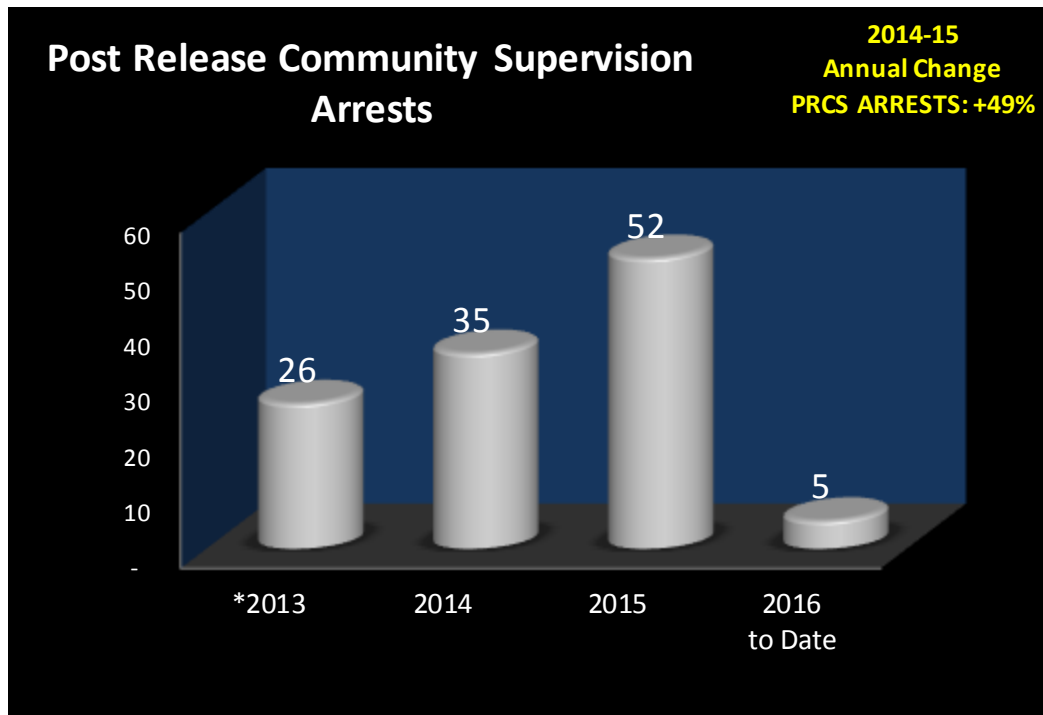
	Mar. 2016 <i>(Previous Month)</i>	Apr. 2016 <i>(Current Month)</i>	Apr. 2015 <i>(This Month Last Year)</i>
Part 1 Crimes	82	62	69



POST RELEASE COMMUNITY SUPERVISION (PRCS) RECIDIVISM

(Penal Code 3450 went in effect October 1, 2011)

	Mar. 2016	Apr. 2016	Apr. 2015
Arrests	<i>(Previous Month)</i>	<i>(Current Month)</i>	<i>(This Month Last Year)</i>
	1	0	5



**incomplete year, arrest statistics tracked beginning May 2013*

<u># PRCS CONTACTS</u>	6
<u># CULVER CITY RESIDENTS</u>	1
<u>ORIGINAL ARREST OFFENSE</u>	
Violent Crime	5
Property Crime	1
Drug Offense	0
Weapon Offense	0
Other	0

<u>NATURE OF CONTACT</u>	
Radio Call	2
Officer Initiated	4
<u>CONTACT RESULT</u>	
Arrested	0
FI'd, Released	5
Psychological Eval (WIC 5150)	1

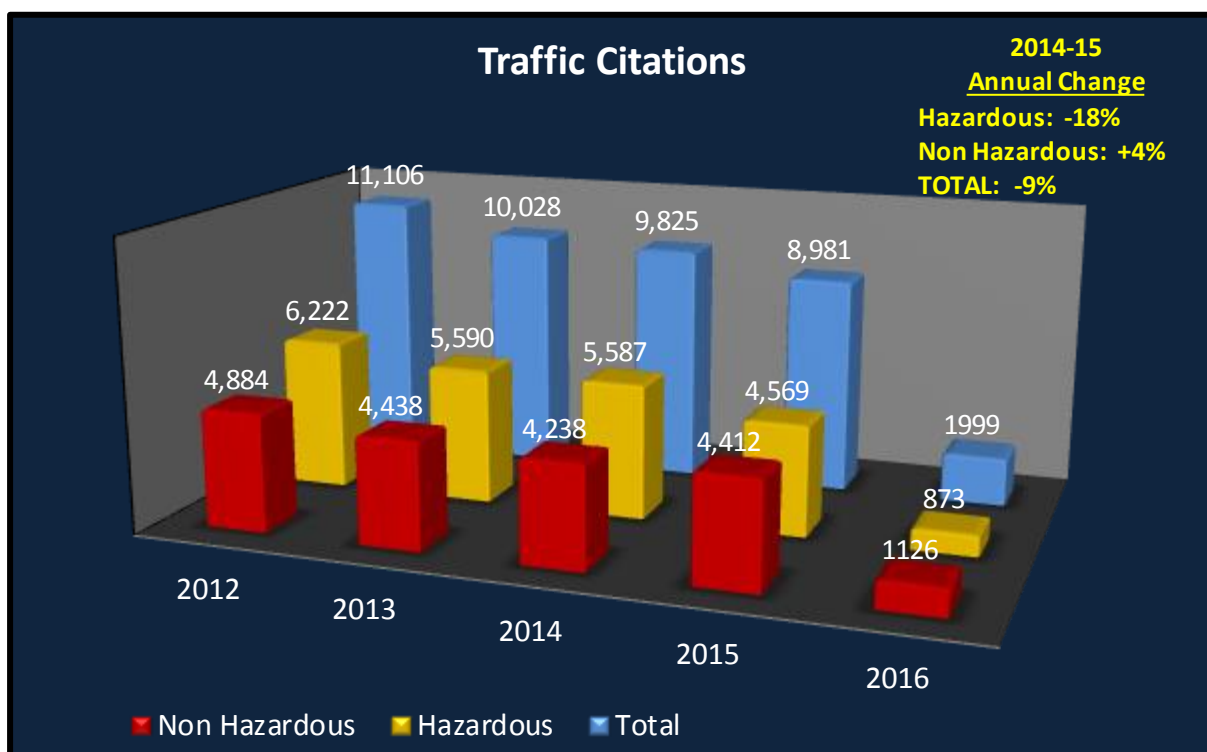
TRAFFIC BUREAU

TOP SIX PRIMARY COLLISION FACTORS

		April-16	2016 Year Total
CVC 21801(a)	Left Turn or U-Turn	7	22
CVC 22350	Basic Speed Law	6	26
CVC 21453(a)	Circular Red or Red Arrow	1	12
CVC 22107	Turning Movements & Req'd Signals	4	17
CVC 21650.1	Bicycle Operated on Roadway	0	5
CVC 21703	Following Too Closely	1	2

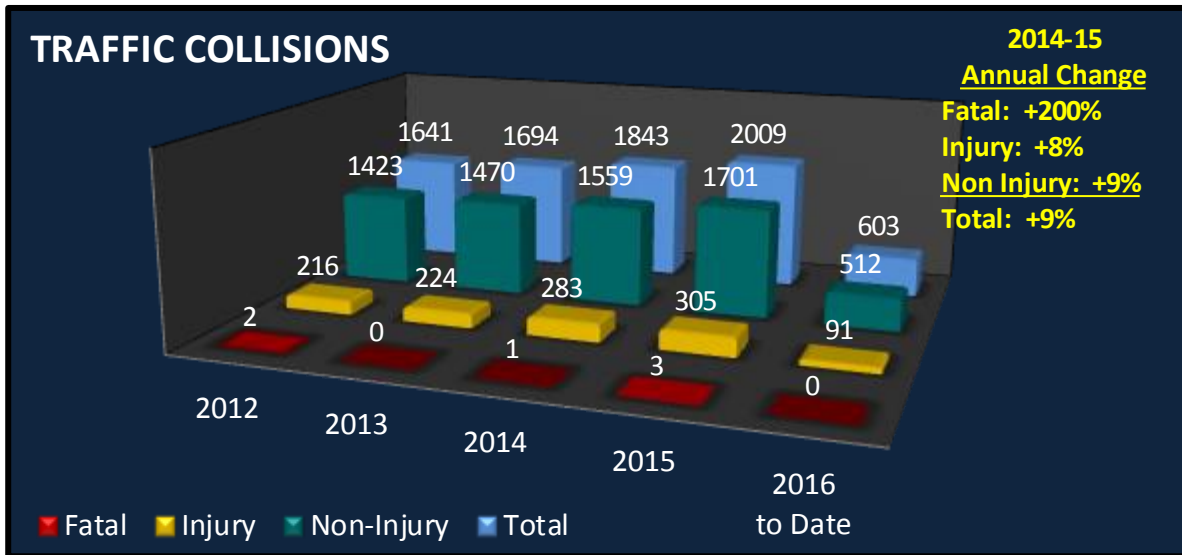
TRAFFIC CITATIONS

	Mar. 2016 <i>(Previous Month)</i>	Apr. 2016 <i>(Current Month)</i>	Apr. 2015 <i>(This Month Last Year)</i>
Hazardous	186	263	501
Non Hazardous	289	257	440
Total	475	520	941



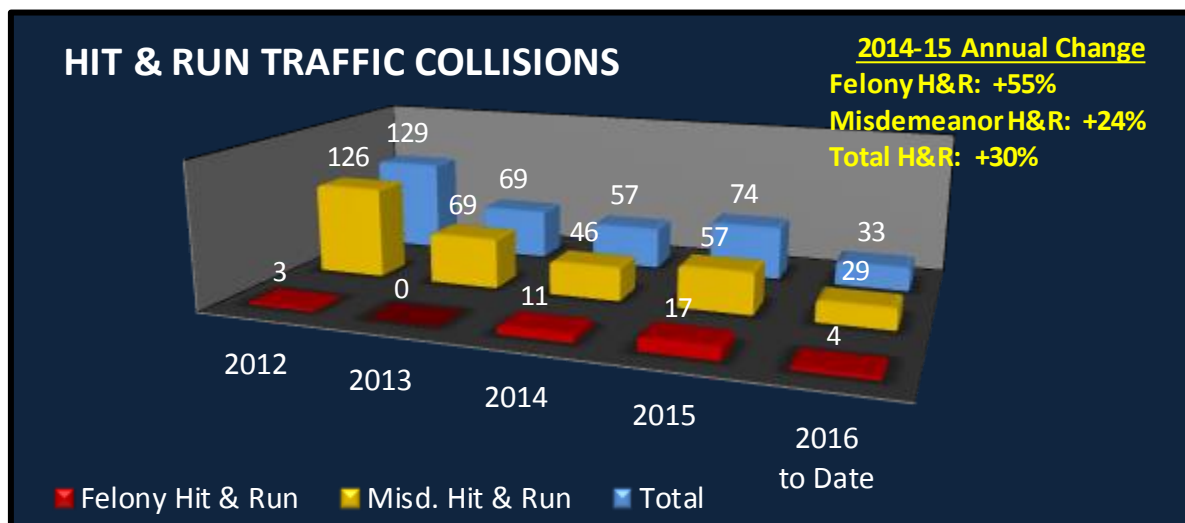
TRAFFIC COLLISIONS

	Mar. 2016 <i>(Previous Month)</i>	Apr. 2016 <i>(Current Month)</i>	Apr. 2015 <i>(This Month Last Year)</i>
Fatal	0	0	1
Injury	25	25	27
Non-Injury	148	111	132
Total	173	136	173



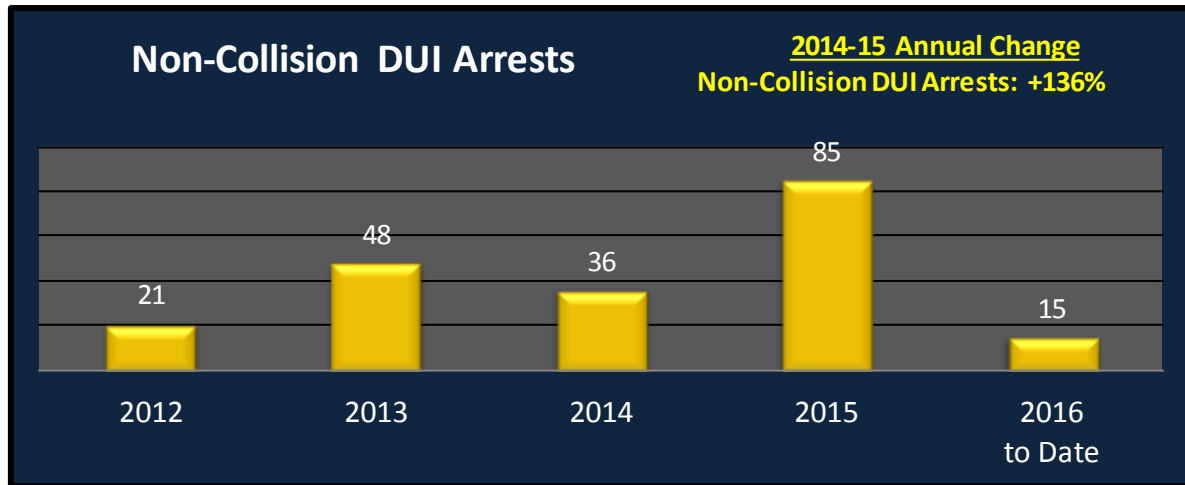
HIT & RUN TRAFFIC COLLISIONS

	Mar. 2016 <i>(Previous Month)</i>	Apr. 2016 <i>(Current Month)</i>	Apr. 2015 <i>(This Month Last Year)</i>
Felony Hit & Run	0	2	2
Misd. Hit & Run	7	8	5
Total	7	10	7

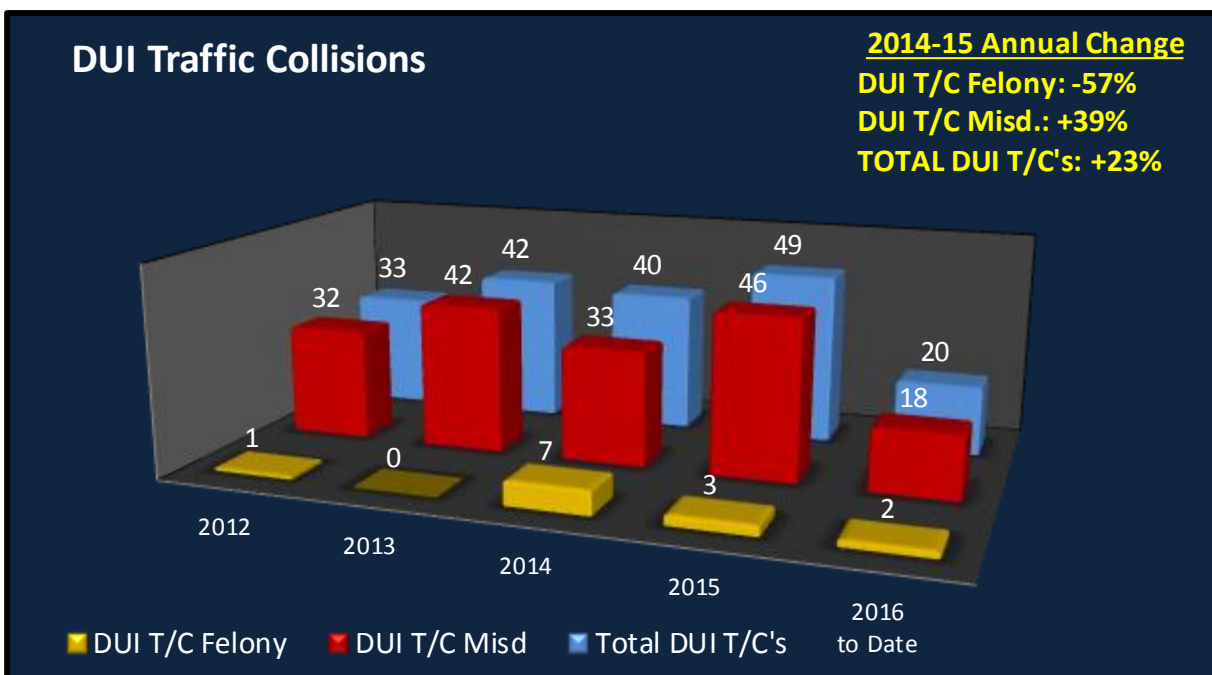


DUI RELATED OFFENSES

	Mar. 2016 <i>(Previous Month)</i>	Apr. 2016 <i>(Current Month)</i>	Apr. 2015 <i>(This Month Last Year)</i>
Non-Collision DUI Arrests	0	5	13



	Mar. 2016 <i>(Previous Month)</i>	Apr. 2016 <i>(Current Month)</i>	Apr. 2015 <i>(This Month Last Year)</i>
DUI Traffic Collisions, Misdemeanor	6	4	4
DUI Traffic Collisions, Felony	0	1	0
Total DUI Traffic Collisions	6	5	4



AUTOMATED ENFORCEMENT SECTION

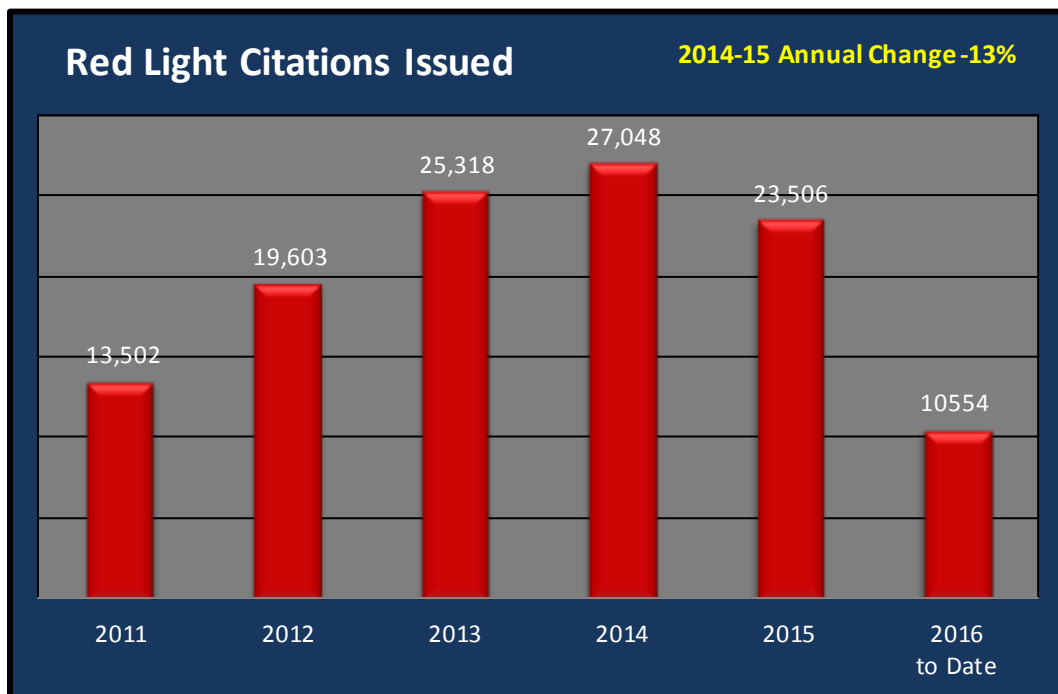
All ***eighteen*** cameras installed with Photo Enforcement Equipment were fully operational.

COLLISION HISTORY

No accidents were reported at Photo Enforcement equipped intersections.

CITATION DATA

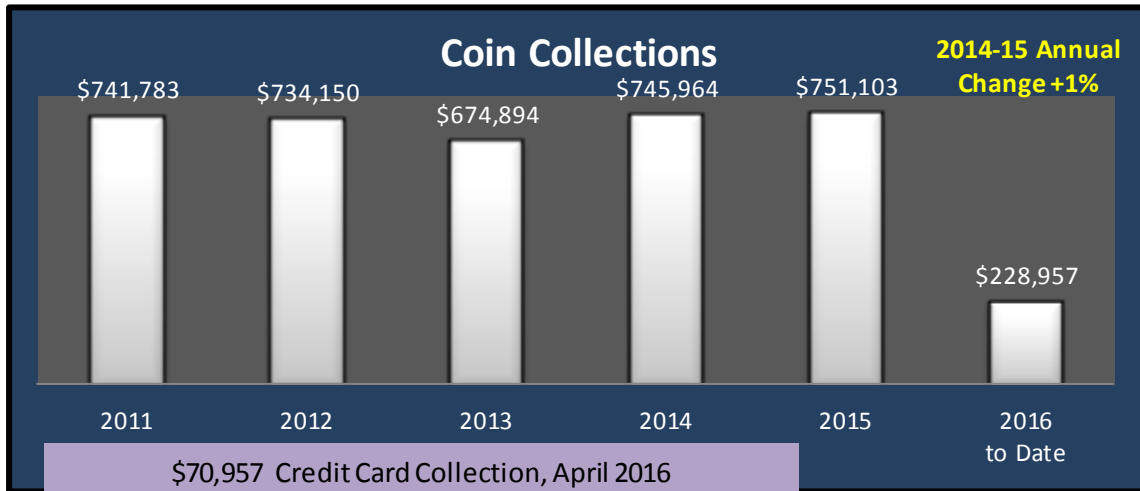
	Mar. 2016 <i>(Previous Month)</i>	Apr. 2016 <i>(Current Month)</i>	Apr. 2015 <i>(This Month Last Year)</i>
Citations Issued	3,117	3,122	2,543



PARKING ENFORCEMENT

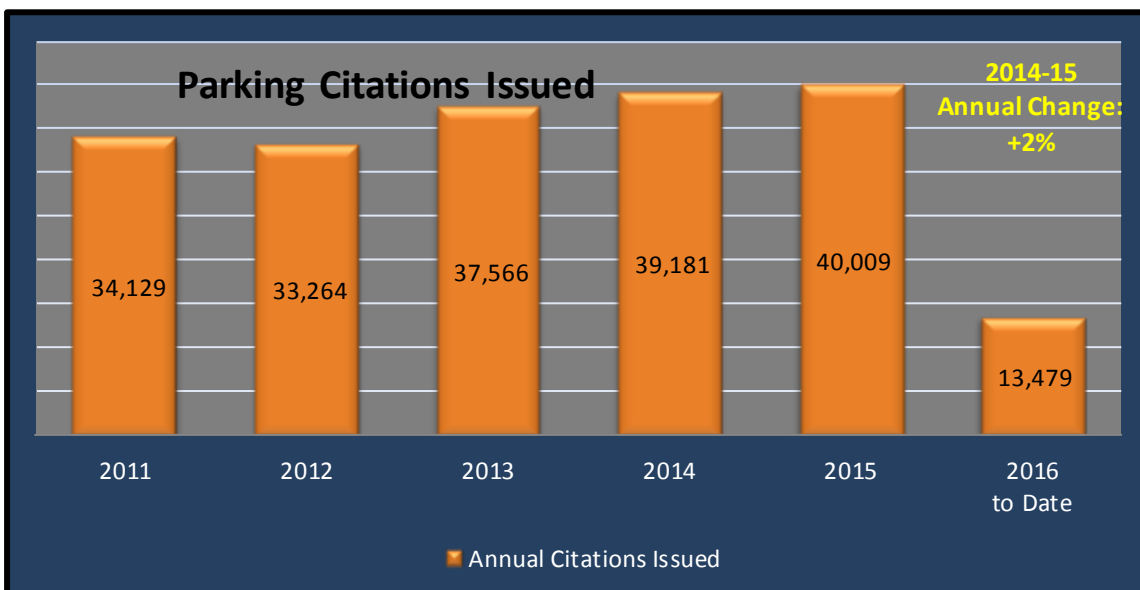
METER COLLECTION *(Approximately 1600 meters citywide)*

	Mar. 2016 <i>(Previous Month)</i>	Apr. 2016 <i>(Current Month)</i>	Apr. 2015 <i>(This Month Last Year)</i>
Coinage Collected	\$55,108	\$61,203	\$64,700



CITATIONS *(Parking citations issued by both Parking Enforcement and Patrol Officers)*

	Mar. 2016 <i>(Previous Month)</i>	Apr. 2016 <i>(Current Month)</i>	Apr. 2015 <i>(This Month Last Year)</i>
Citations Issued	3,542	3,477	2,921



% PARKING CITATIONS ISSUED BY VIOLATION	2011	2012	2013	2014	2015
Street Sweeping	32%	32%	31%	32%	32%
Meter Violation	26%	24%	16%	17%	15%
Parking Specified Time	13%	11%	11%	13%	12%
Permit Only	5%	8%	9%	8%	10%
Total %	76%	75%	67%	70%	69%

** This data is researched and updated annually*

ANIMAL SERVICES ACTIVITY

	Mar. 2016 <i>(Previous Month)</i>	Apr. 2016 <i>(Current Month)</i>	Apr. 2015 <i>(This Month Last Year)</i>
Handled Calls	222	231	204
Cruelty Cases	0	0	0
Investigations	7	3	4
Bite(s)	0	2	3
ASO Phone Call Volume	268	204	331

