



CHIEF OF POLICE SCOTT BIXBY

Culver City Police Department

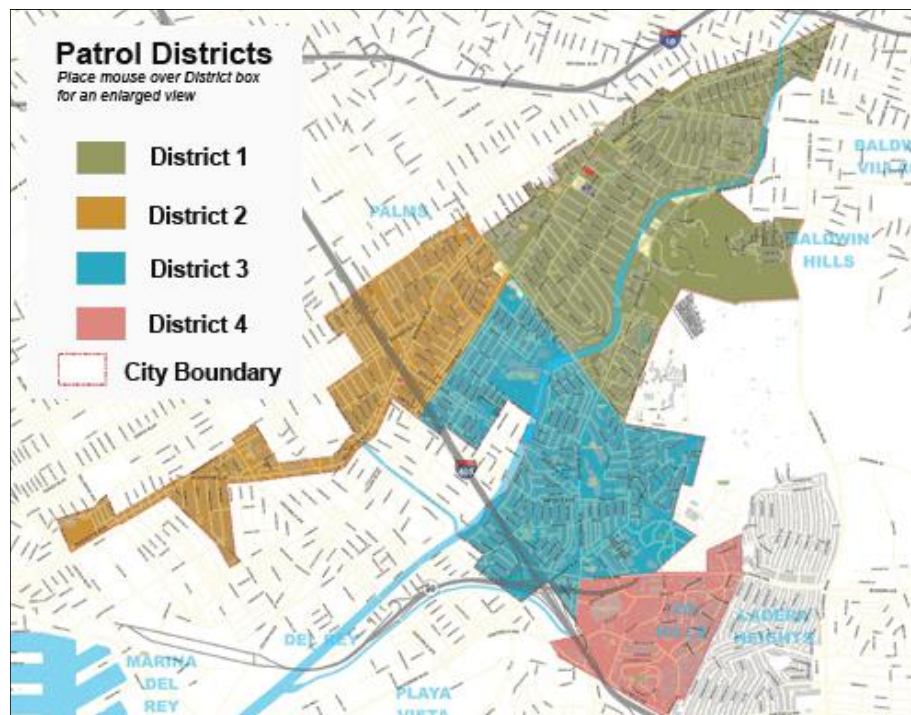


Monthly Report
AUGUST 2016



Organizational Values

- Pride
- Passion
- Proactivity
- Professionalism
- Partnerships



For full scale map: http://www.culvercitypd.org/D_table_images/DistrictMap.jpg

TABLE OF CONTENTS

Organizational Chart	3
Personnel & Training	4
Grant(s) Status	5
Operations Bureau	6-8
Response Time	6
Calls for Service	6
Calls for Service by Time of the Day	7
Calls for Service by Day of the Week	7
Arrests & Jail Bookings	8
Mental Health Evaluation Holds	8
Investigations Bureau	9-12
Violent Crime	9
Property Crimes	9
Total Part 1 Crimes	10
Case Clearance	11
Westfield Mall Crime	11
Post Release Community Supervision Recidivism	12
Traffic Bureau	13-18
Top Six Primary Collision Factors	13
Traffic Citations	13
Traffic Collisions	14
DUI Related Offenses/Collisions	15
Automated Enforcement Section	16
Parking Enforcement	17-18
Animal Services	18

Organizational Chart



Updated: 9/06/16

PERSONNEL AND TRAINING SECTION

Budgeted *Sworn* Staff: 109

Budgeted *Non-Sworn* Staff: 54

TOTAL BUDGETED STAFF: 163

Sworn Staff Openings: 5

(5) Police Officers

Non-Sworn Staff Openings: 13

(5) Community Services Officers

(1) Forensic Technician

(1) Property Technician

(1) Jailer

(1) Communications Technician

(1) Records Technician

(1) Crime Analyst

(1) Network Administrator

(1) Photo Enforcement Technician

	Personnel by Race	%	Sworn by Race	%	Non Sworn by Race	%	Supervision by Race	%
White	69	47%	54	52%	15	34%	11	39%
Black	19	13%	7	7%	12	27%	5	18%
Hispanic	44	30%	31	30%	13	30%	7	25%
Asian	7	5%	5	5%	2	5%	1	4%
Pac. Island	6	4%	4	4%	2	5%	2	7%
Native Am	0	0%	0	0%	0	0%	0	0%
Mid. East.	3	2%	3	3%	0	0%	2	7%
Total:	148		104		44		28	

	Personnel by Gender	%	Sworn by Gender	%	Non Sworn by Gender	%	Supervision by Gender	%
Male	119	80%	98	94%	21	47%	26	93%
Female	29	20%	6	6%	23	53%	2	7%
	148		104		44		28	

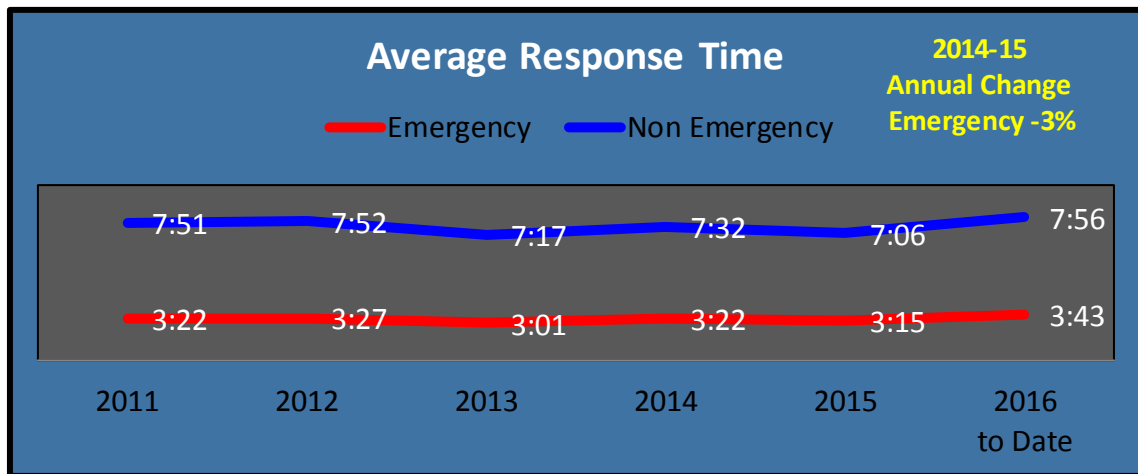
GRANTS AND OTHER PROGRAMS

Grants Awarded	
FY15 U.S.D.O.J. Edward Byrne Memorial Justice Assistance Grant Program - Local Solicitation	Submitted QTR 3 Program Report on 07/19/2016 and QTR 3 Financial Report 07/20/2016. Grant funds are to offset overtime costs related to backfilling positions due to sending officers and professional staff to Peace Officer Standards and Training (POST) approved mental health training courses.
Bulletproof Vest	FY15 Grant in the amount of \$17,748.42 was awarded on August 11, 2015. Fiscal year-to-date staff has requested reimbursement in the amount of \$8,471.83. To date received reimbursement in the amount of \$8,038.98. Grants funds cover one-half the costs of Department purchased bulletproof vests over the next two fiscal years.
OTS 2016 Grant	FY16 Grant in the amount of \$115,000.00 was awarded for overtime for DUI Checkpoints, DUI Saturation, Bicycle-Pedestrian Enforcement, Distracted Drivers, Warrant Service and educational presentations. The grant start date was October 1, 2015. Submitted QTR 3 Program Report and Financial Report and Reimbursement request in the amount of \$6,281.16 on 07/28/2016. The Traffic Bureau is scheduling overtime for several details; DUI Saturation Patrol, Bicycle-Pedestrian Enforcement, Distracted Drivers, and DUI Warrant
FY15 Paul Coverdell Forensic Science Improvement Grants Program	FY15 Grant in the amount of \$17,245.00 was awarded on August 31, 2015. Submitted QTR 3 Program Report on 07/19/2016, QTR 3 Financial Report on 07/26/2016 and Reimbursement Drawdown in the amount of \$2,255.54 on 07/19/2016. Grant funds will be used to apply and prepare for laboratory accreditation by a reputable accrediting body, to cover crime scene certification and latent print certification for Forensic staff. The grant funded an equipment purchase in the amount of \$3,495.00 for one (1) FOCUS LED Light Source.
FY16 U.S. Dept. of Justice – Edward Byrne Memorial Justice Assistance Grant (JAG) Program – Local Solicitation	FY16 Grant in the amount of \$13,579.00 was awarded on August 18, 2016. Grant funds will cover the costs to create a law enforcement strategic plan for police leadership to advance the department's ability to deliver the highest quality service to the community. The grant period is October 1, 2015- September 30, 2017. (The grant period does go back to 2015 even though the grant was awarded in 2016).
FY17 California Office of Traffic Safety - Selective Traffic Enforcement Program	FY17 Grant in the amount of \$70,000 was awarded on August 5, 2016. Grant funds will continue Traffic Safety Operations; DUI Checkpoints, DUI Saturations, Bicycle and Pedestrian Operations and Traffic Safety Educational Presentations. The grant period is October 1, 2016- September 30, 2017.
Grants Applied	
Office of Justice Programs – Bulletproof Vest Partnership	Submitted application on 05/12/2016 in the amount of \$22,505.08. Grant funds will cover one-half the costs of Department purchased bulletproof vests over the next two fiscal years.
Other Programs	
Cal-MMET	Ongoing. Monthly invoices are being submitted for reimbursement (100% overtime, 30% salary and benefits).
L.A. Impact	Ongoing. Receiving monthly payment for officers' overtime.
Supplemental Law Enforcement Services Fund	FY2015-16 allocation \$98,153.47. Funds cover salary and benefits for one Property Technician. Any additional funds remaining cover Operations Bureau overtime.
Asset Forfeiture	Expenditures on-going based on Department needs.

OPERATIONS BUREAU

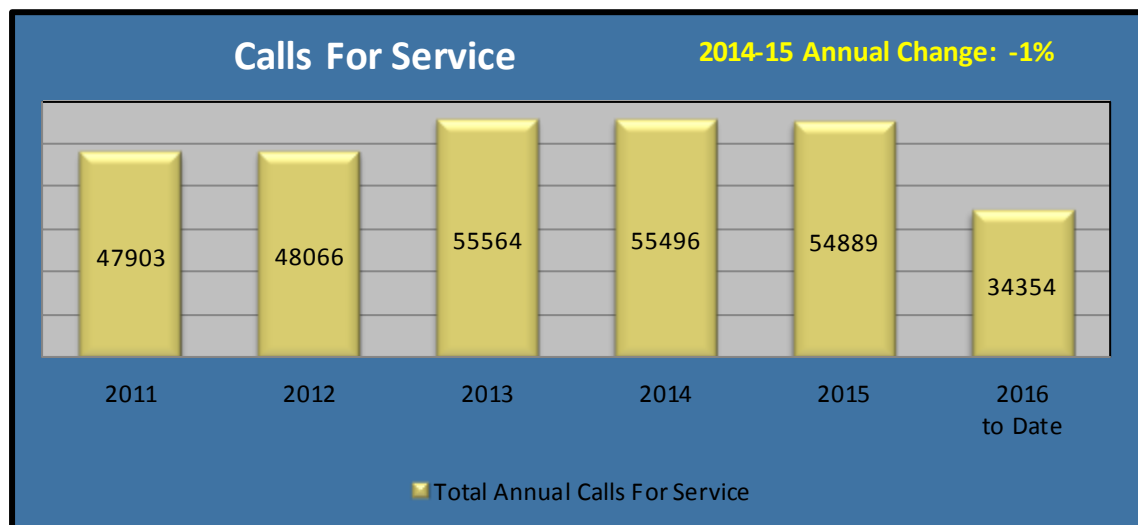
AVERAGE RESPONSE TIME

	Jul. 2016 <i>(Previous Month)</i>	Aug. 2016 <i>(Current Month)</i>	Aug. 2015 <i>(This Month Last Year)</i>
Emergency	4:00	4:31	3:27
Non-Emergency	8:09	8:28	6:38

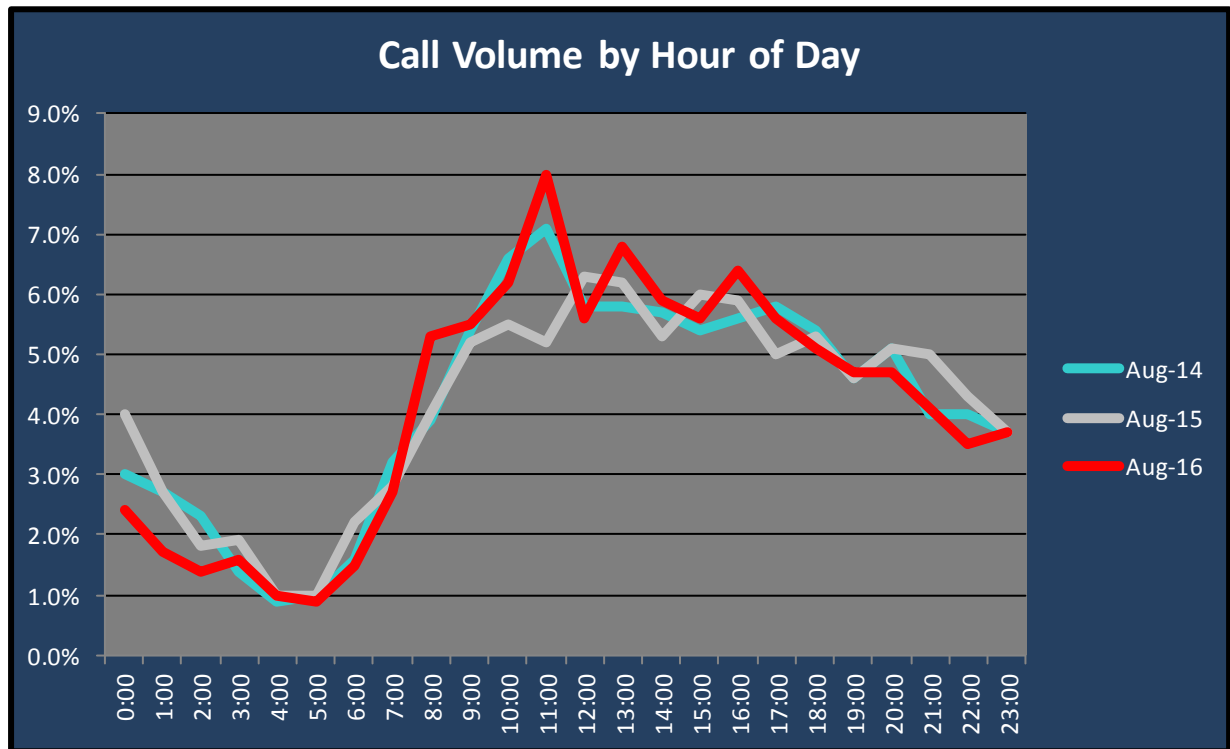


CALLS FOR SERVICE

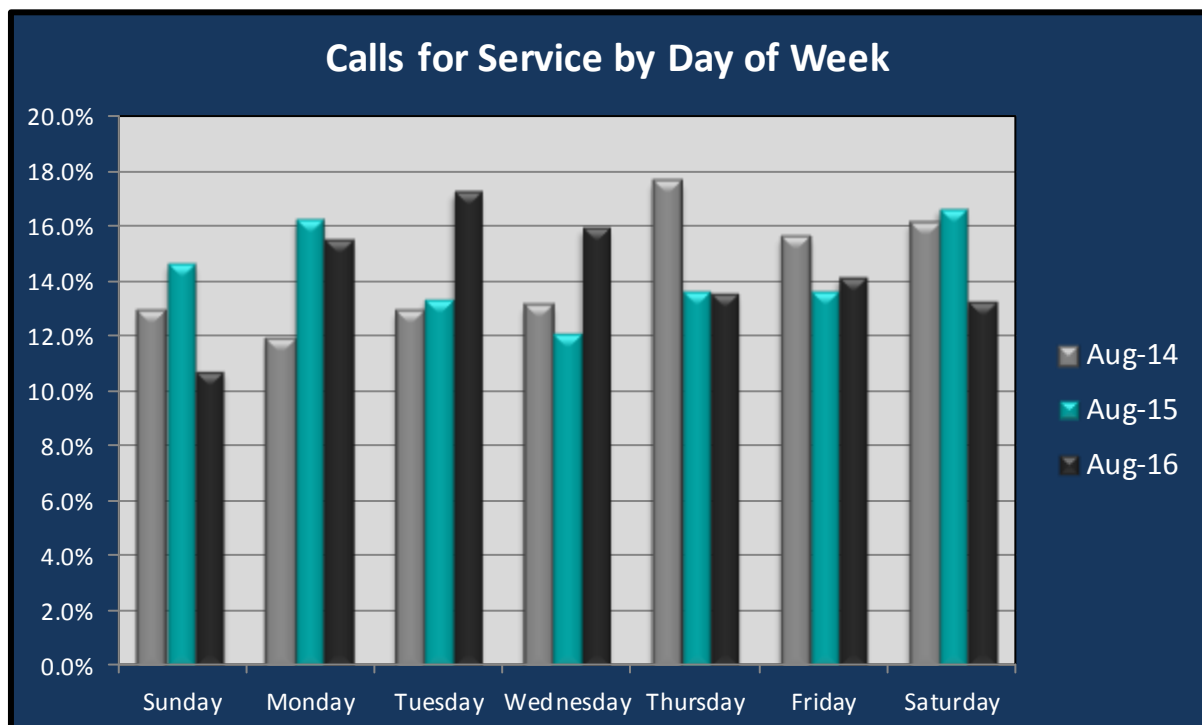
	Jul. 2016 <i>(Previous Month)</i>	Aug. 2016 <i>(Current Month)</i>	Aug. 2015 <i>(This Month Last Year)</i>
Total Calls for Service	4199	4388	4745



CALLS FOR SERVICE BY TIME OF THE DAY

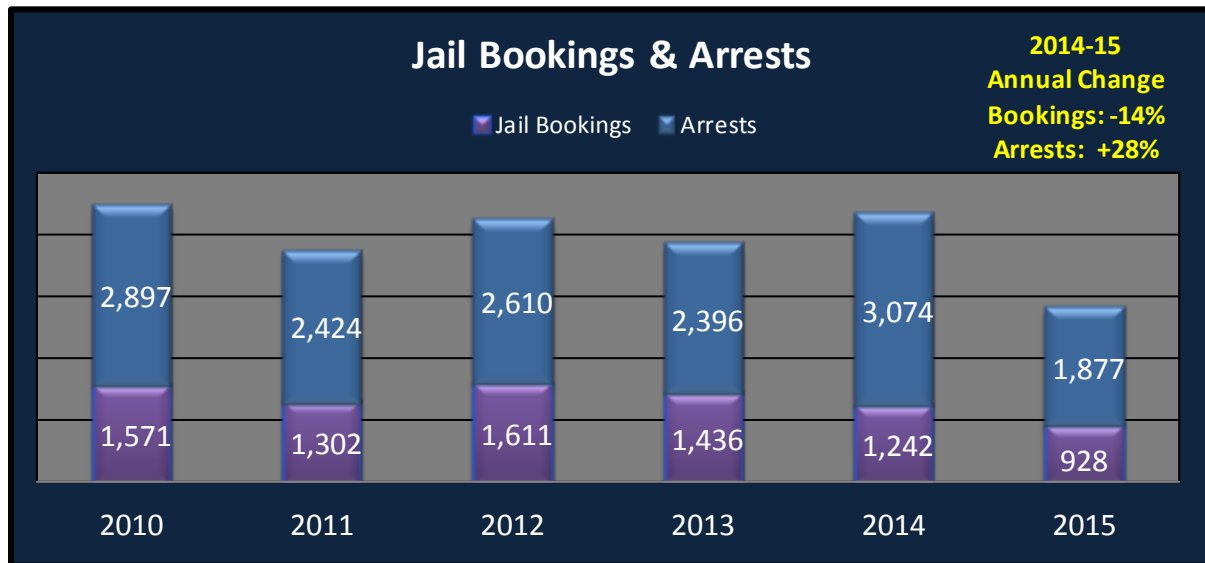


CALLS FOR SERVICE BY DAY OF WEEK



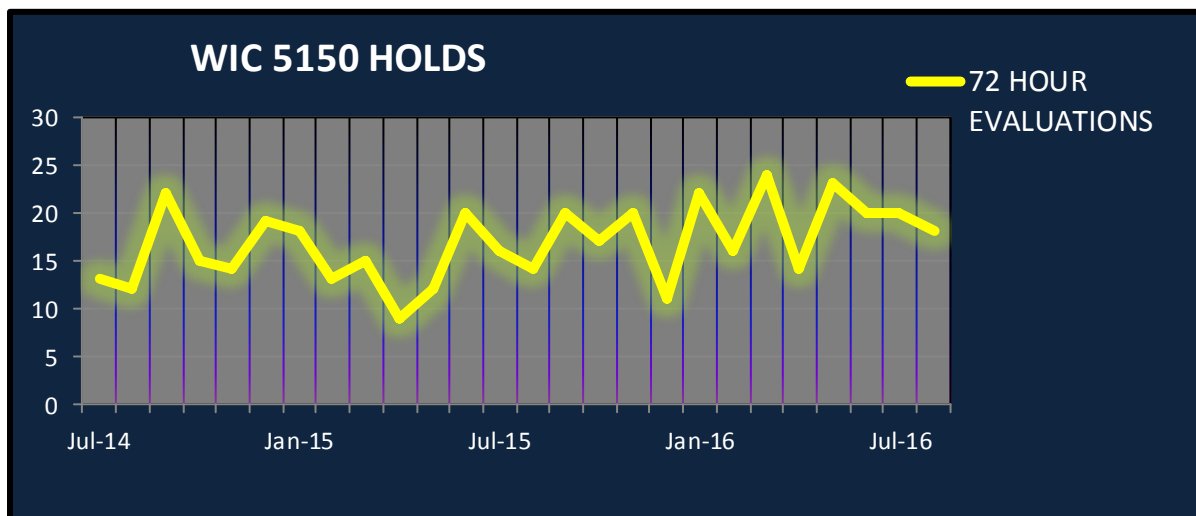
ARREST ACTIVITY

	Jul. 2016 <i>(Previous Month)</i>	Aug. 2016 <i>(Current Month)</i>	Aug. 2015 <i>(This Month Last Year)</i>
Jail Bookings	107	108	95
Total Arrests <i>(including cite & release)</i>	220	202	262



WIC 5150 HOLDS

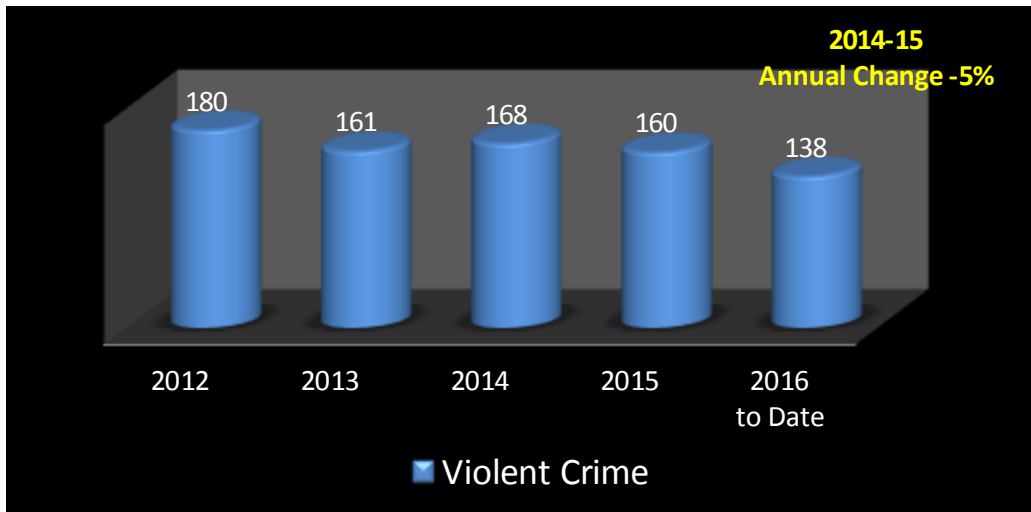
	Jul. 2016 <i>(Previous Month)</i>	Aug. 2016 <i>(Current Month)</i>	Aug. 2015 <i>(This Month Last Year)</i>
72 Hour Mental Health Evaluations	20	18	14



INVESTIGATIONS BUREAU

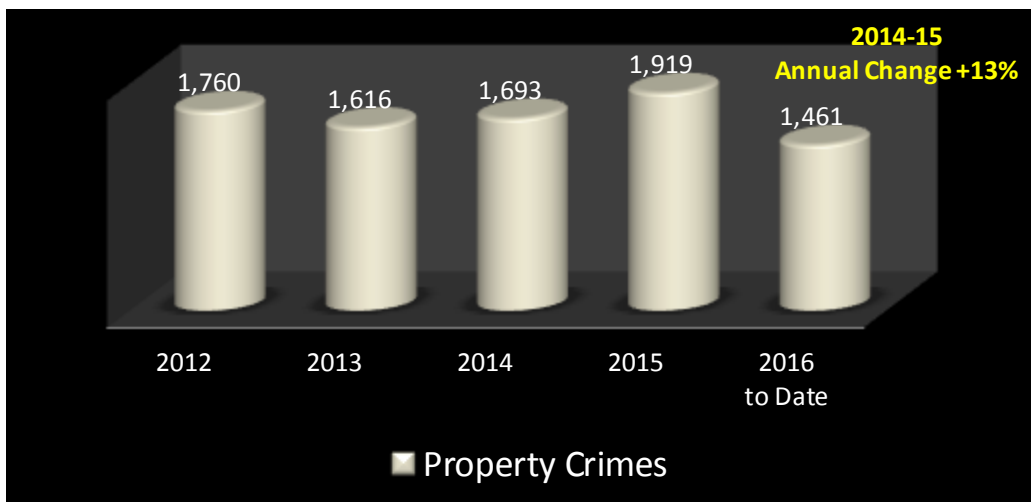
VIOLENT CRIME *(Defined as murder, robbery, rape, aggravated assault and arson).*

Total Violent Crime	Jul. 2016 <i>(Previous Month)</i>	Aug. 2016 <i>(Current Month)</i>	Aug. 2015 <i>(This Month Last Year)</i>
	17	20	16



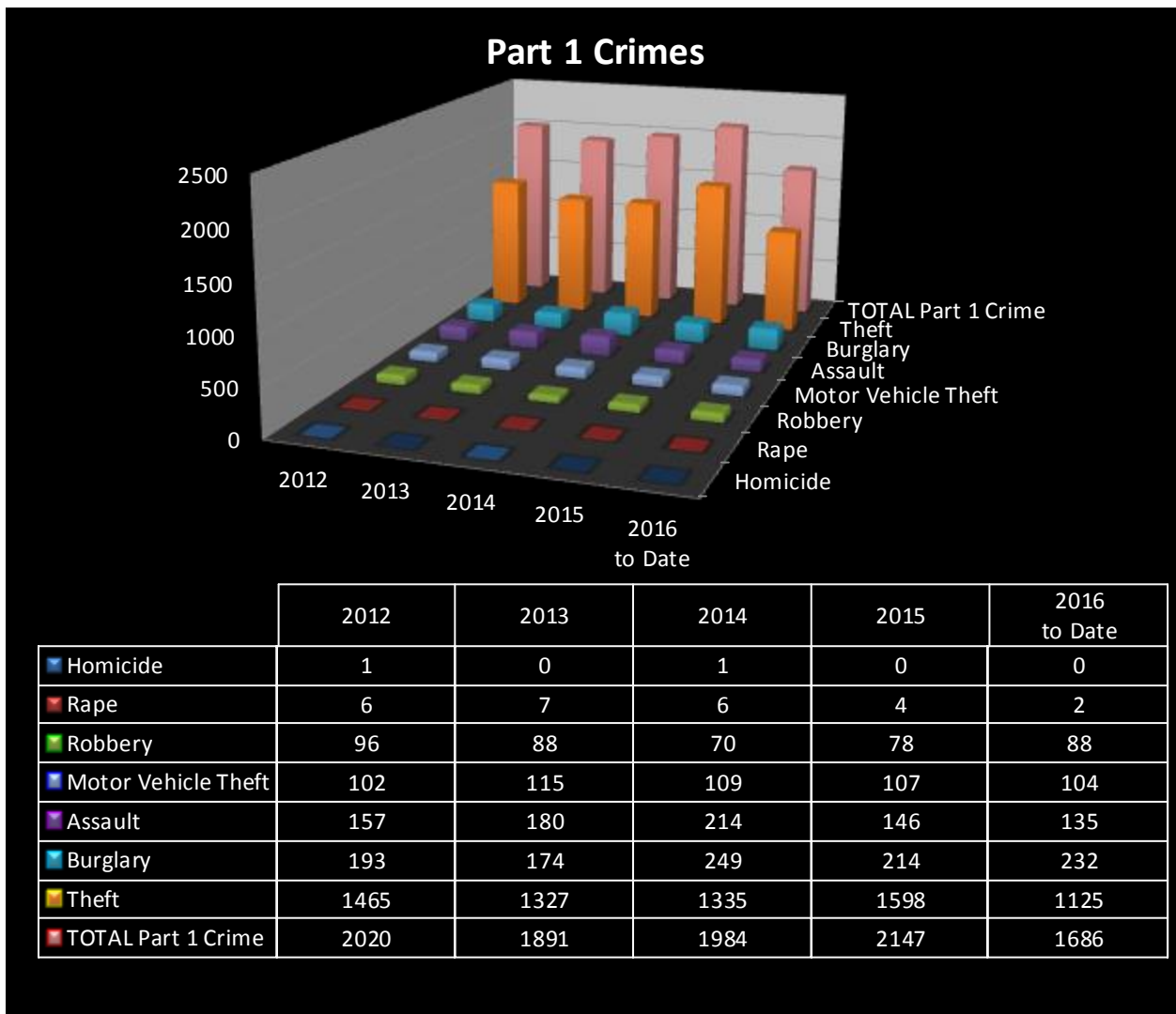
PROPERTY CRIMES *(Offenses of burglary, larceny and motor vehicle theft).*

Total Property Crime	Jul. 2016 <i>(Previous Month)</i>	Aug. 2016 <i>(Current Month)</i>	Aug. 2015 <i>(This Month Last Year)</i>
	217	151	166



TOTAL PART 1 CRIME (Note: Prop 47 “Reduced Penalties for Some Crimes Initiative” went into effective November 2014)

	Jul. 2016 <i>(Previous Month)</i>	Aug. 2016 <i>(Current Month)</i>	Aug. 2015 <i>(This Month Last Year)</i>	2014-2015 Annual Change
Homicide	0	0	0	-100%
Rape	0	0	0	-33%
Robbery	11	15	6	+11%
Assault	17	15	14	-32%
Burglary	39	24	15	-14%
Theft	164	121	140	+20%
Motor Vehicle Theft	14	6	11	-2%
TOTAL	245	181	186	+8%



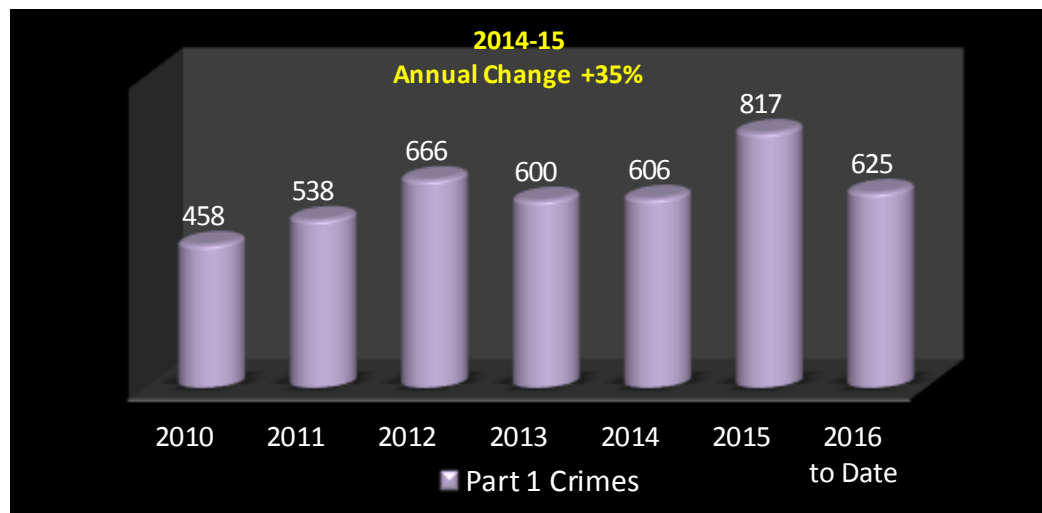
CASE CLEARANCE (*Charges have been filed or the case is otherwise solved*).

	Jul. 2016 <i>(Previous Month)</i>	Aug. 2016 <i>(Current Month)</i>	Aug. 2015 <i>(This Month Last Year)</i>
Total Offenses	245	181	186
Offenses Cleared	103	291	73
Clearance Rate	42%	161%	39%



WESTFIELD SHOPPING CENTER

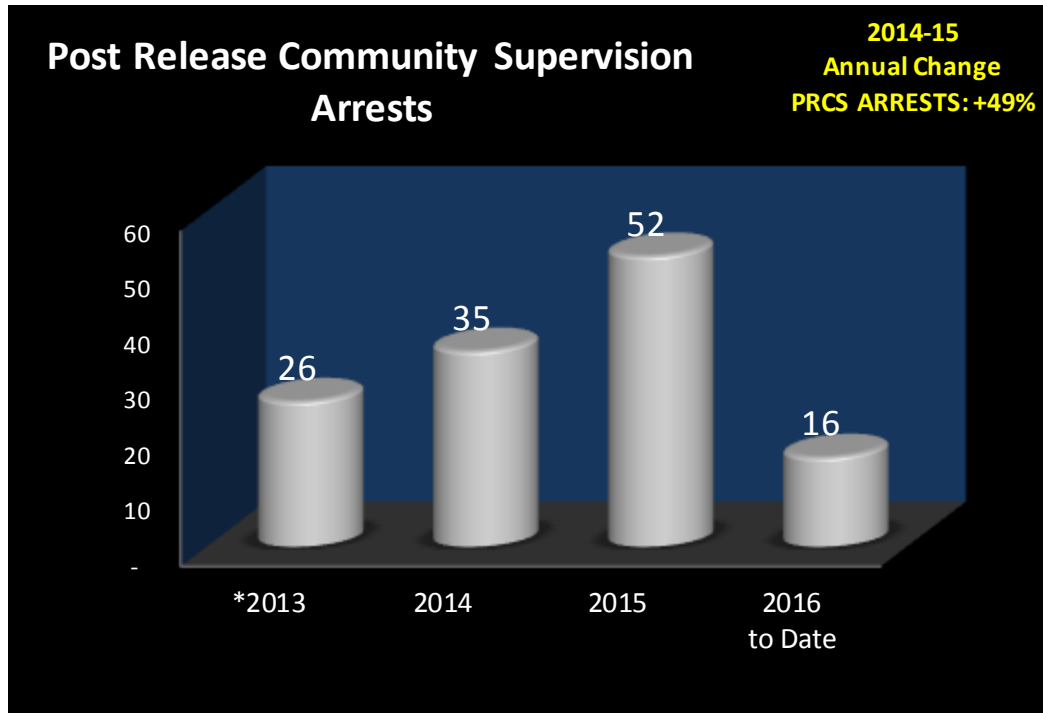
	Jul. 2016 <i>(Previous Month)</i>	Aug. 2016 <i>(Current Month)</i>	Aug. 2015 <i>(This Month Last Year)</i>
Part 1 Crimes	85	57	58



POST RELEASE COMMUNITY SUPERVISION (PRCS) RECIDIVISM

(Penal Code 3450 went in effect October 1, 2011)

	Jul. 2016	Aug. 2016	Aug. 2015
Arrests	<i>(Previous Month)</i>	<i>(Current Month)</i>	<i>(This Month Last Year)</i>
	3	4	2



**incomplete year, arrest statistics tracked beginning May 2013*

<u># PRCS CONTACTS</u>	8
<u># CULVER CITY RESIDENTS</u>	1
<u>ORIGINAL ARREST OFFENSE</u>	
Violent Crime	5
Property Crime	0
Drug Offense	3
Weapon Offense	0
Other	0

<u>NATURE OF CONTACT</u>	
Radio Call	3
Officer Initiated	6
<u>CONTACT RESULT</u>	
Arrested	4
FI'd, Released	5

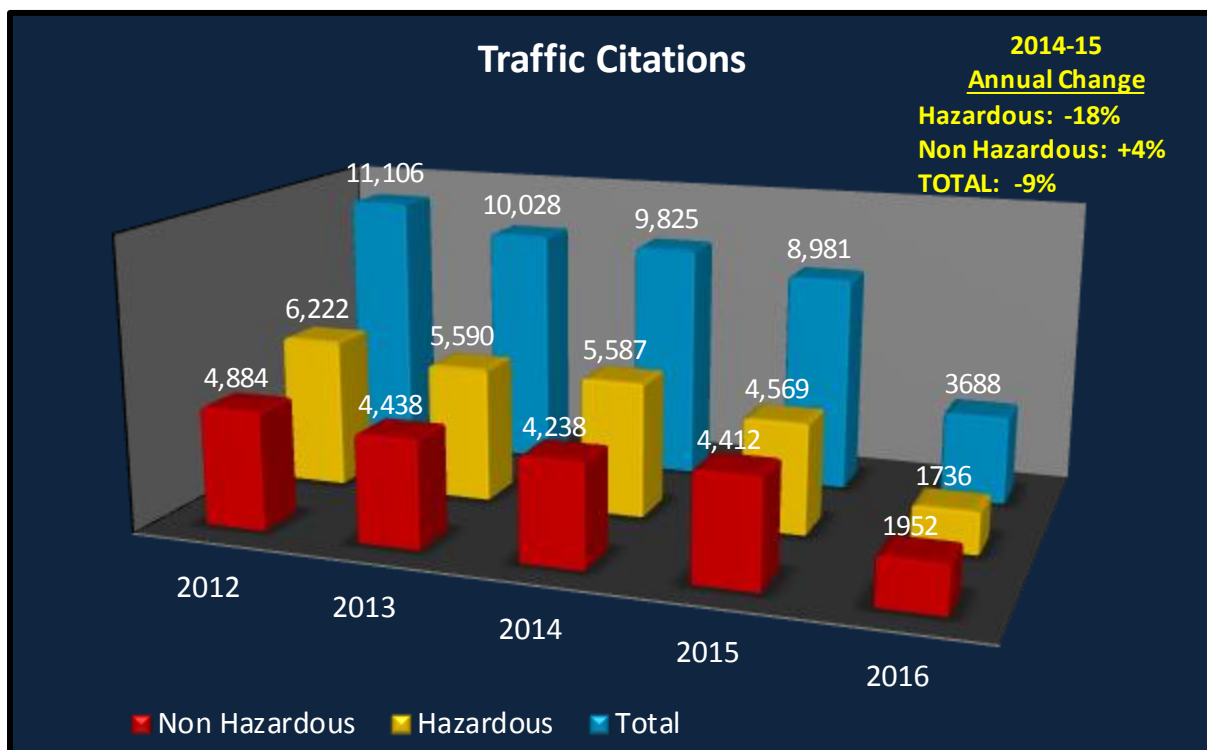
TRAFFIC BUREAU

TOP SIX PRIMARY COLLISION FACTORS

		Aug. 2016	2016 Year Total
CVC 21801(a)	Left Turn or U-Turn	7	52
CVC 22350	Basic Speed Law	2	48
CVC 21453(a)	Circular Red or Red Arrow	1	17
CVC 22107	Turning Movements & Req'd Signals	4	31
CVC 21650.1	Bicycle Operated on Roadway	0	10
CVC 21703	Following Too Closely	1	10

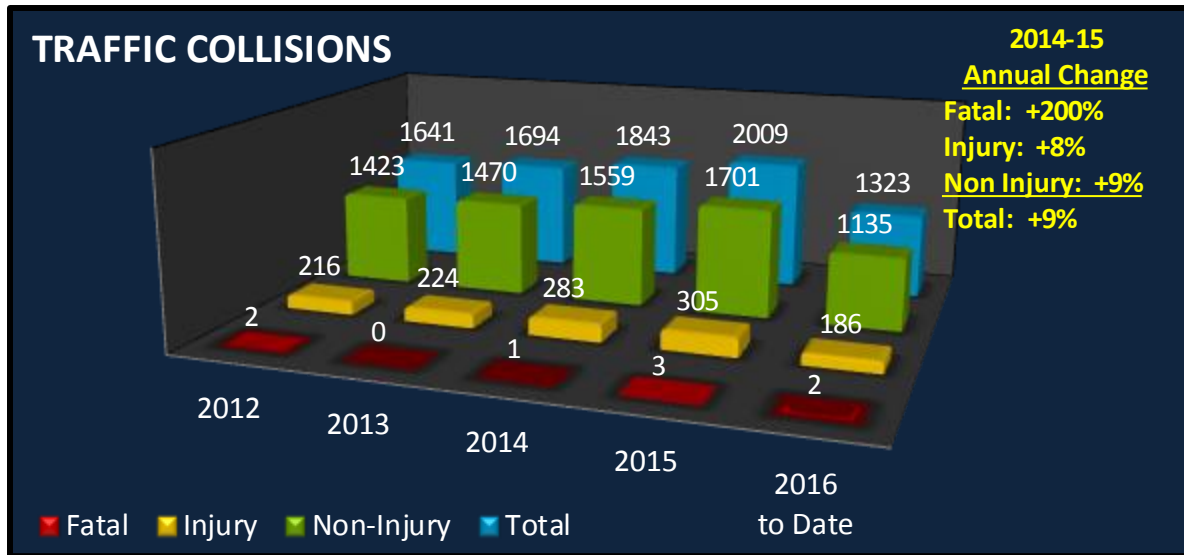
TRAFFIC CITATIONS

	Jul. 2016 <i>(Previous Month)</i>	Aug. 2016 <i>(Current Month)</i>	Aug. 2015 <i>(This Month Last Year)</i>
Hazardous	207	208	250
Non Hazardous	196	166	386
Total	403	374	636



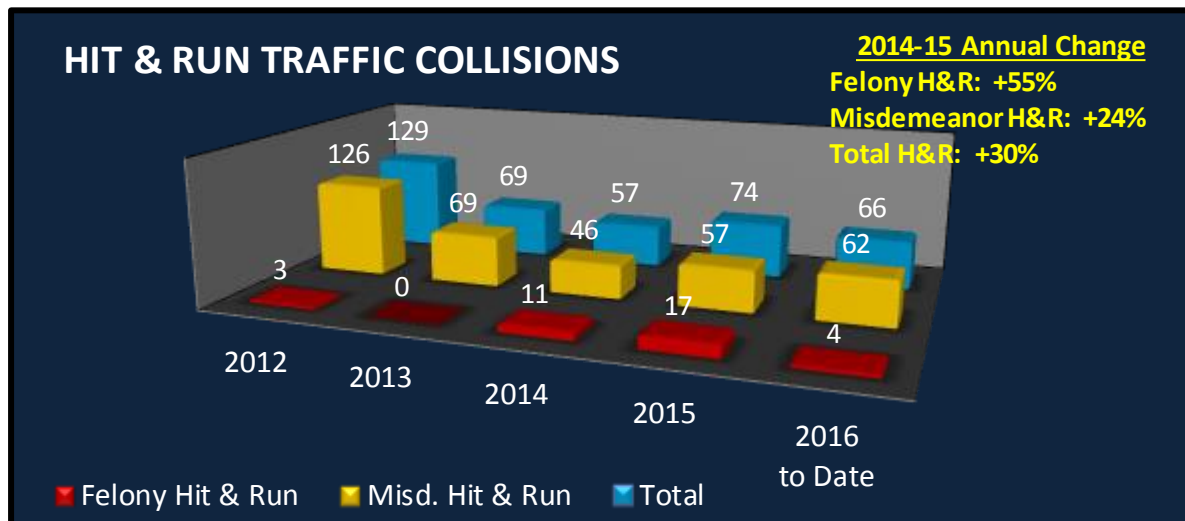
TRAFFIC COLLISIONS

	Jul. 2016 <i>(Previous Month)</i>	Aug. 2016 <i>(Current Month)</i>	Aug. 2015 <i>(This Month Last Year)</i>
Fatal	0	0	0
Injury	24	21	16
Non-Injury	139	187	152
Total	163	208	168



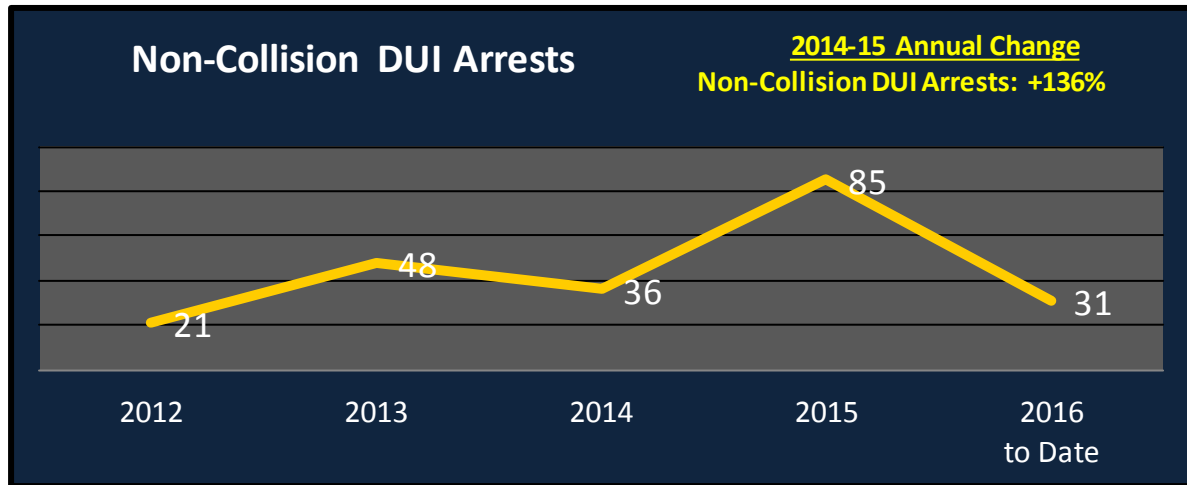
HIT & RUN TRAFFIC COLLISIONS

	Jul. 2016 <i>(Previous Month)</i>	Aug. 2016 <i>(Current Month)</i>	Aug. 2015 <i>(This Month Last Year)</i>
Felony Hit & Run	0	0	0
Misd. Hit & Run	5	5	6
Total	5	5	6

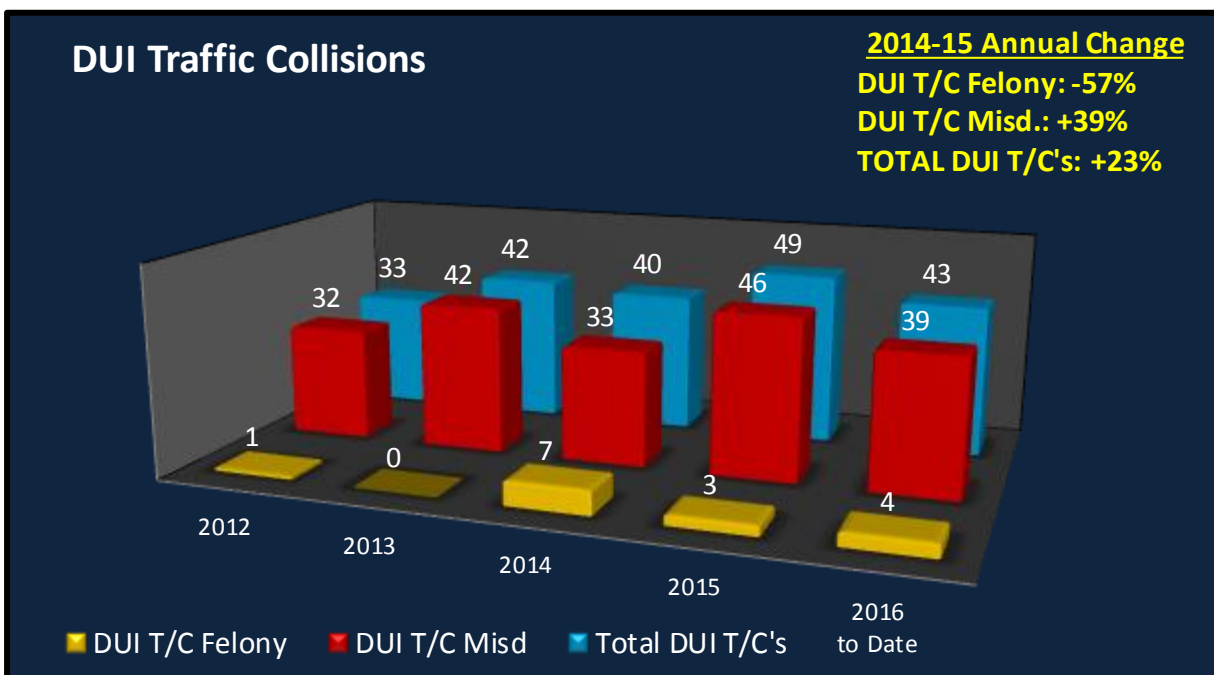


DUI RELATED OFFENSES

	Jul. 2016 <i>(Previous Month)</i>	Aug. 2016 <i>(Current Month)</i>	Aug. 2015 <i>(This Month Last Year)</i>
Non-Collision DUI Arrests	2	6	15



	Jul. 2016 <i>(Previous Month)</i>	Aug. 2016 <i>(Current Month)</i>	Aug. 2015 <i>(This Month Last Year)</i>
DUI Traffic Collisions, Misdemeanor Arrests	6	4	1
DUI Traffic Collisions, Felony Arrests	0	0	0
Total DUI Collision Arrests	6	5	1



AUTOMATED ENFORCEMENT SECTION

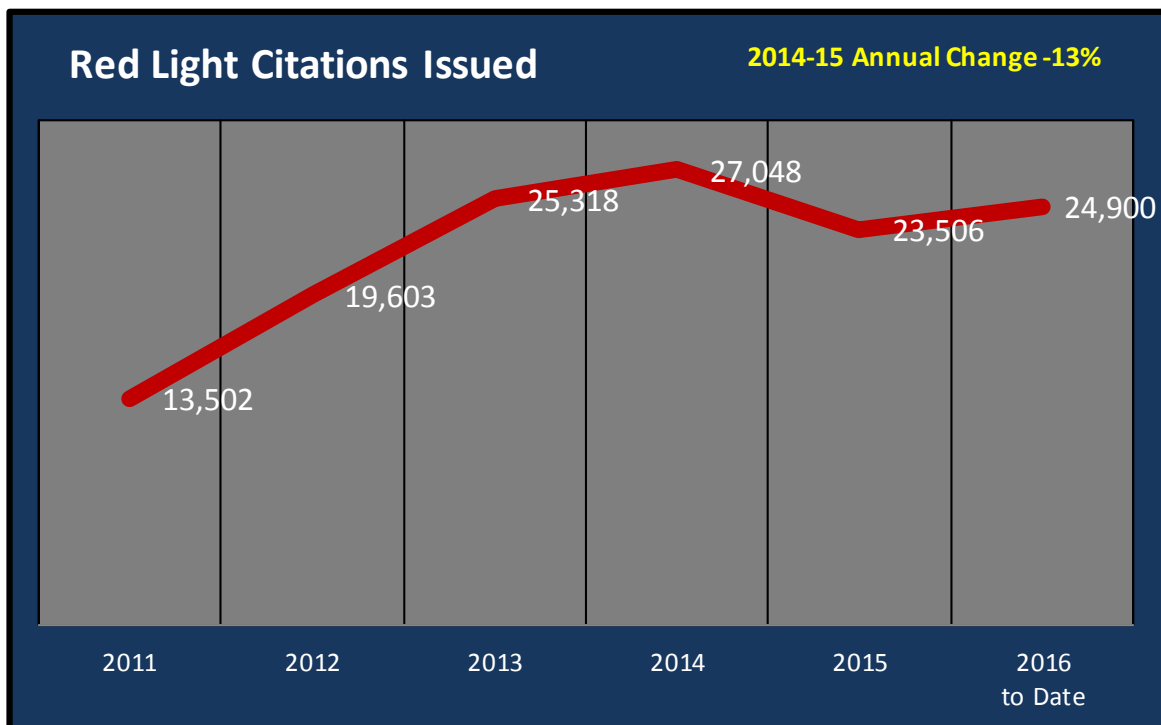
All *eighteen* cameras installed with Photo Enforcement Equipment were fully operational.

COLLISION HISTORY

No accidents were reported at Photo Enforcement equipped intersections.

CITATION DATA

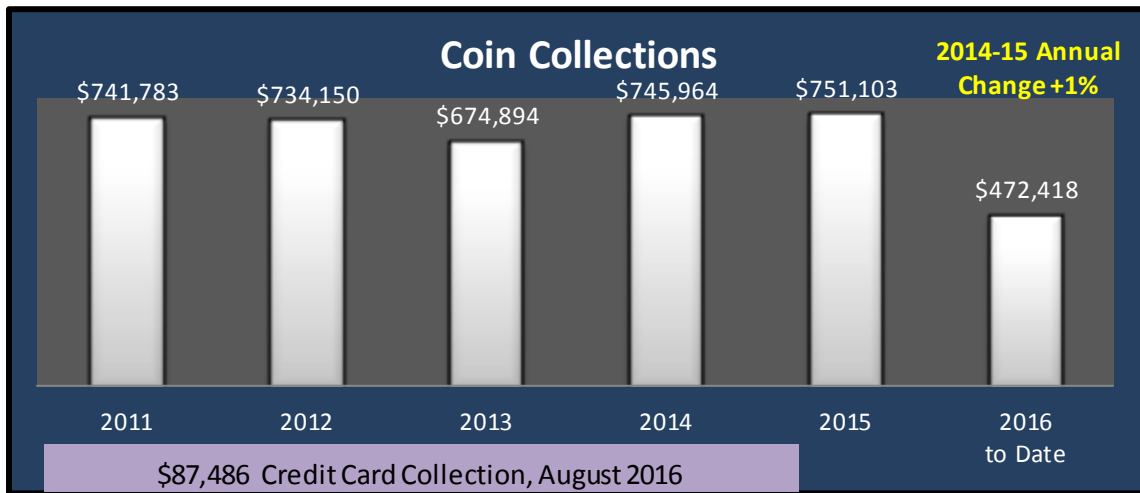
	Jul. 2016 <i>(Previous Month)</i>	Aug. 2016 <i>(Current Month)</i>	Aug. 2015 <i>(This Month Last Year)</i>
Citations Issued	3,209	3,408	1,533



PARKING ENFORCEMENT

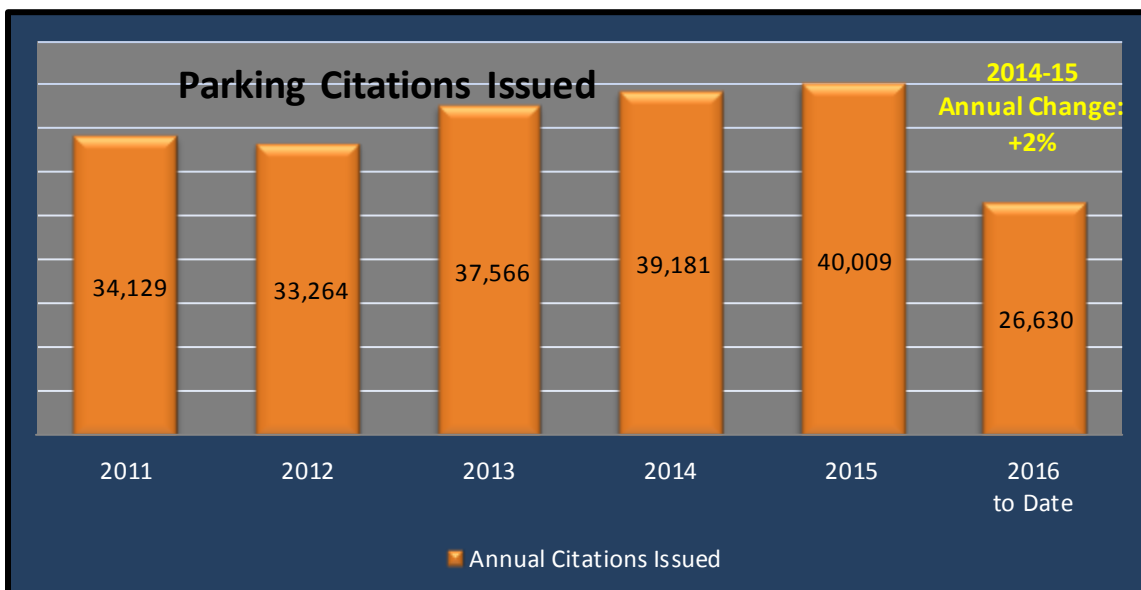
METER COLLECTION *(Approximately 1600 meters citywide)*

	Jul. 2016	Aug. 2016	Aug. 2015
	<i>(Previous Month)</i>	<i>(Current Month)</i>	<i>(This Month Last Year)</i>
Coinage Collected	\$56,724	\$67,804	\$60,529



CITATIONS *(Parking citations issued by both Parking Enforcement and Patrol Officers)*

	Jul. 2016	Aug. 2016	Aug. 2015
	<i>(Previous Month)</i>	<i>(Current Month)</i>	<i>(This Month Last Year)</i>
Citations Issued	2,891	3,352	3,561



% PARKING CITATIONS ISSUED BY VIOLATION	2011	2012	2013	2014	2015
Street Sweeping	32%	32%	31%	32%	32%
Meter Violation	26%	24%	16%	17%	15%
Parking Specified Time	13%	11%	11%	13%	12%
Permit Only	5%	8%	9%	8%	10%
Total %	76%	75%	67%	70%	69%

** This data is researched and updated annually*

ANIMAL SERVICES ACTIVITY

	Jul. 2016 <i>(Previous Month)</i>	Aug. 2016 <i>(Current Month)</i>	Aug. 2015 <i>(This Month Last Year)</i>
Handled Calls	233	280	194
Cruelty Cases	0	0	0
Investigations	1	6	1
Bite(s)	2	1	4
ASO Phone Call Volume	284	339	265

