



## April 2020 Culver City Police Monthly Recap



## Table of Contents

<b>Administration Bureau.....</b>	<b>2</b>
Grant Activity .....	2
Organizational Chart .....	3
Personnel & Training .....	4
<b>Operations Bureau .....</b>	<b>5</b>
Response Time .....	5
Calls for Service .....	6
Police Reports & Arrests.....	6
Mental Health .....	7
Drone Utilization Log.....	7
Collisions & DUI Arrests .....	8
Animal Services .....	8
Coyote Activity.....	8
Automated Enforcement .....	9
Traffic Citations .....	9
<b>Investigations.....</b>	<b>10</b>
Part 1 Crimes .....	10
Monthly Assault Breakdown.....	10
Part 2 Crimes.....	11
Case Clearance .....	11

### Grants Awarded

<b>FY18 U.S. Dept. of Justice – Office of Justice Programs – Bulletproof Vest Partnership</b>	On October 3, 2018, awarded \$19,148.75. Grants funds cover the one-half the cost of Department issued bullet proof vests. Must exhaust FY18 funds prior to drawing down FY19 funds.
<b>FY19 U.S. Dept. of Justice – Office of Justice Programs – Bulletproof Vest Partnership</b>	On September 24, 2019, awarded \$13,471.13. Grants funds cover the one-half the cost of Department issued bullet proof vests.
<b>FY17 Board of State and Community Corrections</b>	Grant in the amount of \$50,000.00 was awarded in February 2017. Grant funds are being used to provide additional staffing to expand the Department's Mental Health Evaluation Team in coordination with the County of Los Angeles Department of Public Health. Our Mental Health Evaluation Team coordinates and collaborates with several local mental health providers to assist with and to provide additional outreach services for our mental health/homeless contacts.
<b>FY20 California Office of Traffic Safety - Selective Traffic Enforcement Program (STEP)</b>	Awarded \$100,000.00 on October 1, 2019. The grant period is October 1, 2019 – September 30, 2020. Submitted Second Quarter Program Report on April 30, 2020 and submitted Second Quarter Financial/Reimbursement Report on April 27, 2020. Grant funds are used to continue Traffic Safety Operations; DUI Checkpoints, DUI Saturations, Bicycle and Pedestrian Operations, Traffic Safety Educational Presentations and Safe Routes to School education and enforcement.

### Grants Applied

<b>FY21 California Office of Traffic Safety - Selective Traffic Enforcement Program (STEP)</b>	On January 27, 2020, submitted a grant application in the amount of \$237,000.00. Grant funds will be used to continue Traffic Safety Operations; DUI Checkpoints, DUI Saturations, Bicycle and Pedestrian Operations, Traffic Safety Educational Presentations and Safe Routes to School education and enforcement.
<b>FY21 California Office of Traffic Safety – Traffic Records Improvement Project (TRIP)</b>	On January 29, 2020, submitted a grant application in the amount of \$120,000.00 requesting funds to implement a complete electronic crash reporting system that will export crash reports to the Department's Records Management Systems and the California Highway Patrol's Statewide Integrated Traffic Records System and a complete electronic citation solution system that will improve the accuracy and efficiency of traffic citations.

### Grant Applying

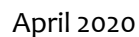
<b>FY20 U.S. Dept. of Justice – Office of Justice Programs- Bureau of Justice Assistance</b>	On May 11, 2020, requesting City Council approval to submit a FY20 Coronavirus Emergency Supplemental Funding Formula Program Solicitation grant application in the amount of \$41,660.00 to prevent, prepare for and respond to the coronavirus pandemic.
--	--

### Grants Closed

<b>FY17 U.S. Dept. of Justice – Office of Justice Programs - Bulletproof Vest Partnership</b>	Grant period ended on September 30, 2019.
<b>FY19 California Office of Traffic Safety - Selective Traffic Enforcement Program (STEP):</b>	Awarded \$120,000 on October 1, 2018. The grant period was October 1, 2018- September 30, 2019. Received final reimbursement payment. Grant funds were used to continue Traffic Safety Operations; DUI Checkpoints, DUI Saturations, Bicycle and Pedestrian Operations, Traffic Safety Educational Presentations and Safe Routes to School education and enforcement.

### Other Programs

<b>Supplemental Law Enforcement Services Fund (SLESF)</b>	Funds cover the salaries and benefits for one (1) Property Technician. Any additional funds remaining cover Operations Bureau overtime.
<b>Asset Forfeiture</b>	Expenditures on-going based on Department needs.



Non-Sworn Staff Openings: 5

Sworn Staff Openings: 2

(1) C.S.U. IT

(2) C.S.O

(1) Records Supervisor

(1) Administrative Secretary

Total Non-Sworn Staff: 45

Total Sworn Staff: 115

TOTAL STAFF: 162

	Dept Personnel by Race	%	Sworn Personnel by Race	%	Non-Sworn Personnel by Race	%	Dept Supervision by Race	%
White	62	39%	51	43%	11	28%	12	41%
Hispanic	61	38%	44	37%	17	43%	8	28%
Black	16	10%	9	8%	7	18%	3	10%
Asian	8	6%	6	6%	2	5%	2	7%
Pac. Islander	7	4%	3	3%	4	8%	1	3%
Native Am	0	0%	0	0%	0	0%	0	0%
Mid. East.	5	3%	5	4%	0	0%	3	10%
<b>Total:</b>	<b>159</b>		<b>118</b>		<b>41</b>		<b>29</b>	
	Dept Personnel by Gender	%	Sworn Personnel by Gender	%	Non-Sworn Person- nel by Gender	%	Dept. Supervision by Gender	%
Male	131	83%	110	93%	21	51%	26	90%
Female	28	18%	8	7%	20	49%	3	10%
<b>Total:</b>	<b>159</b>		<b>118</b>		<b>41</b>		<b>29</b>	

As of 02/29/20

Culver City's Estimated Population by Race		
	Total	%
White	18,924	48.04%
Hispanic	9,218	23.40%
Black	3,088	7.84%
Asian	6,113	15.52%
Pacific Islander	17	0.04%
2 or More Races	1,693	4.30%
Native American	39	0.10%
Misc Race	303	0.77%
<b>Total:</b>	<b>39,395</b>	

\*Per U.S. Census Bureau, Mid. East. is included in the White category based on region of origin.

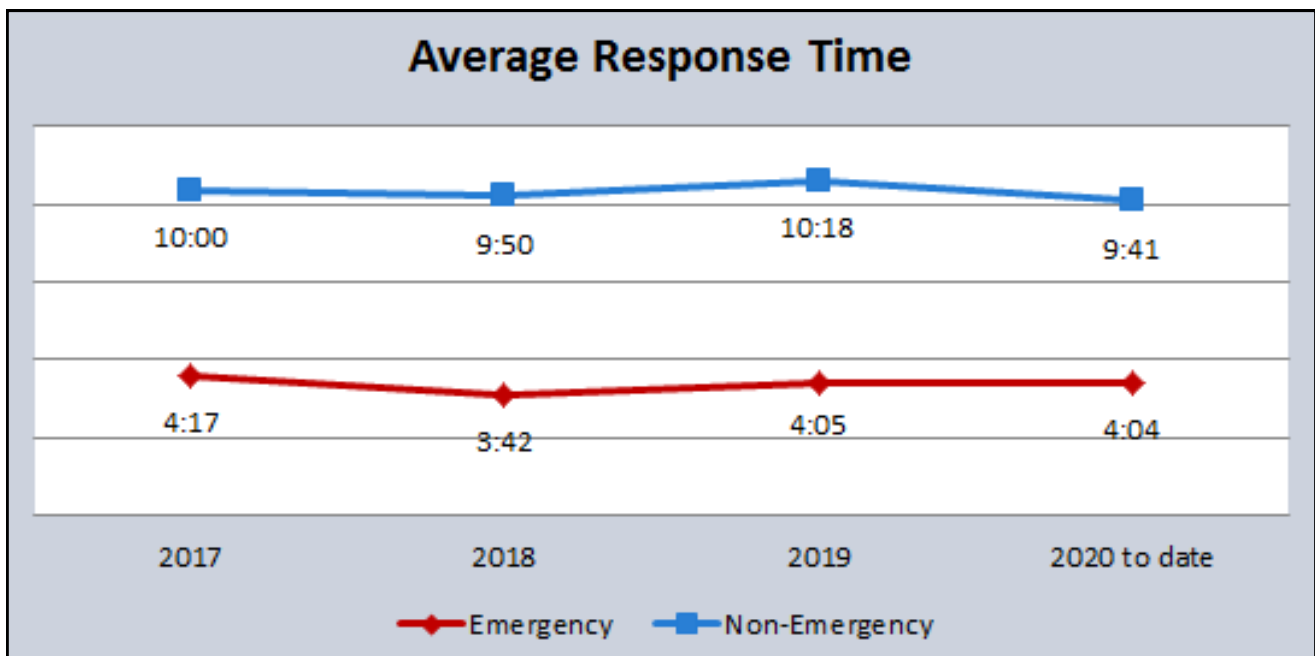




# Operations Bureau

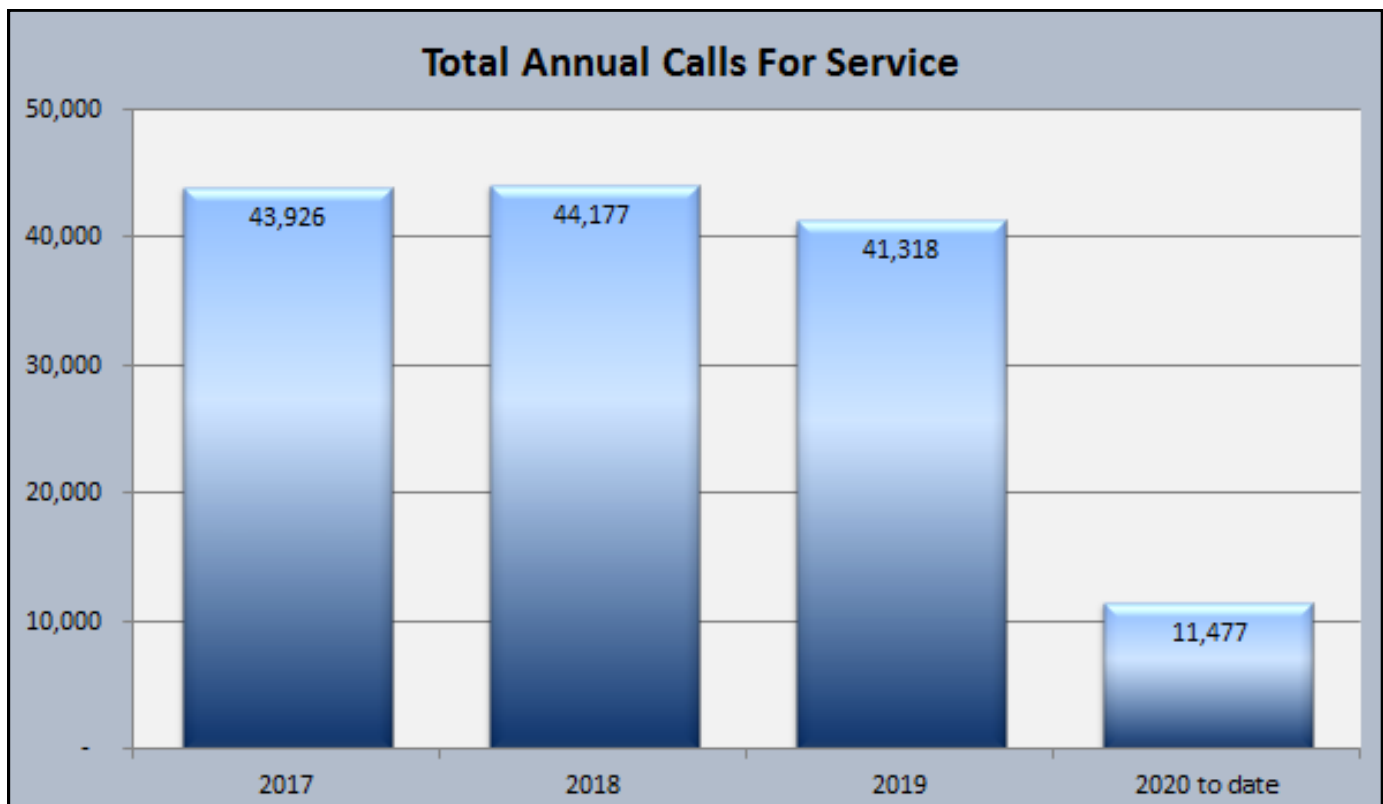
## RESPONSE TIME

	Mar 2020 (Previous Month)	Apr 2020 (Current Month)	Apr 2019 (This Month Last Year)	2018-2019 (Annual Change)
<b>Emergency</b>	4:21	3:34	3:46	30%
<b>Non-Emergency</b>	9:21	9:15	9:58	5%



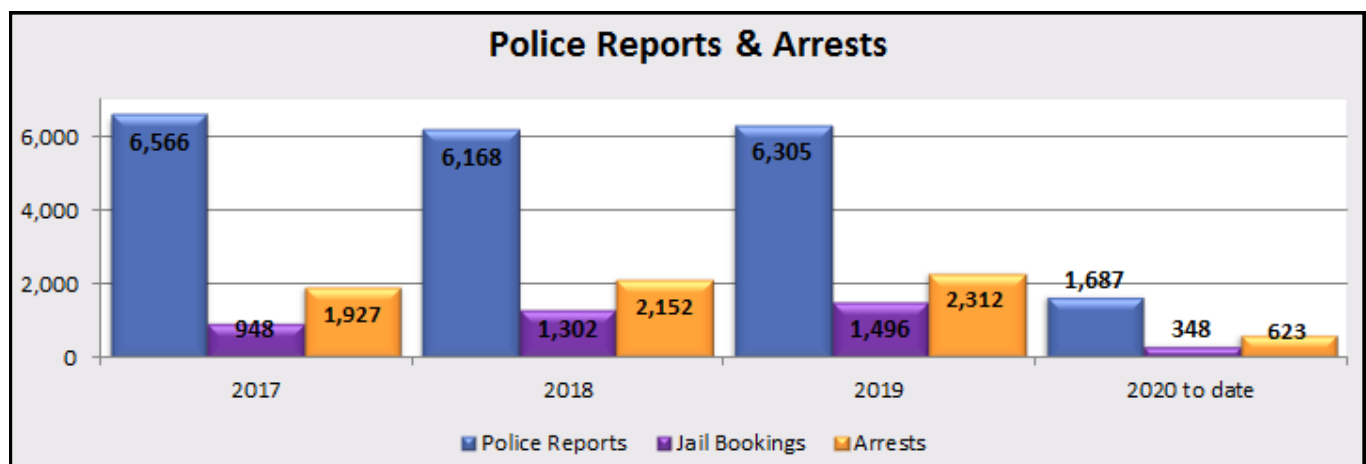
## CALLS FOR SERVICE/ POLICE INCIDENTS

	Mar 2020 (Previous Month)	Apr 2020 (Current Month)	Apr 2019 (This Month Last Year)	2018-2019 (Annual Change)
<b>Total Calls for Service</b>	2,917	1,748	3,514	2%



## POLICE REPORTS AND ARRESTS

	Mar 2020 (Previous Month)	Apr 2020 (Current Month)	Apr 2019 (This Month Last Year)
<b>Police Report</b>	376	246	541
<b>Jail Bookings</b>	75	49	126
<b>Total Arrests</b> (including cite & release)	188	66	194



**MENTAL HEALTH RELATED (MHR) CONTACTS**

	<b>Mar 2020</b> <i>(Previous Month)</i>	<b>Apr 2020</b> <i>(Current Month)</i>	<b>Apr 2019</b> <i>(This Month Last Year)</i>	<b>2018-2019</b> <i>(Annual Change)</i>
<b>72-Hour Evaluations</b>	34	<b>29</b>	31	10%
<b>MHR Calls for Service</b>	130	<b>109</b>	63	-14%

	<b>2017</b>	<b>2018</b>	<b>2019</b>	<b>2020 to date</b>
<b>72-Hour Evaluations</b>	154	346	380	137
<b>MHR Calls for Service</b>	376	842	720	364

**DRONE UTILIZATION LOG**

<b>PILOT</b>	<b>DR#</b>	<b>DATE</b>	<b>TIME</b>	<b>LOCATION</b>	<b>DRONE DEPLOYMENT CRITERIA</b>	<b>INCIDENT DISPOSITION</b>
Park	20-1558	04/12/20	8:10	5900 Blk Washington Blvd	Perimeter Search for Armed and/or Felony Suspects	Building clear
Ogden	20-1674	04/26/20	0:04	5800 Blk Perry Dr	Perimeter Search for Armed and/or Felony Suspects	Suspect in Custody



**COLLISIONS & DUI ARRESTS**

	<b>Mar 2020</b> <i>(Previous Month)</i>	<b>Apr 2020</b> <i>(Current Month)</i>	<b>Apr 2019</b> <i>(This Month Last Year)</i>	<b>2018-2019</b> <i>(Annual Change)</i>
<b>Fatal</b>	0	<b>0</b>	0	0%
<b>Injury</b>	5	<b>2</b>	16	-2%
<b>Non-Injury</b>	4	<b>3</b>	5	-21%
<b>Non-Injury Info Exchange</b>	88	<b>42</b>	112	6%
<b>Collision DUI Arrest</b>	3	<b>0</b>	5	-21%
<b>Non-Collision DUI Arrest</b>	2	<b>0</b>	2	-13%

\*There were no reported traffic collisions at a Photo Enforcement Equipped intersection.

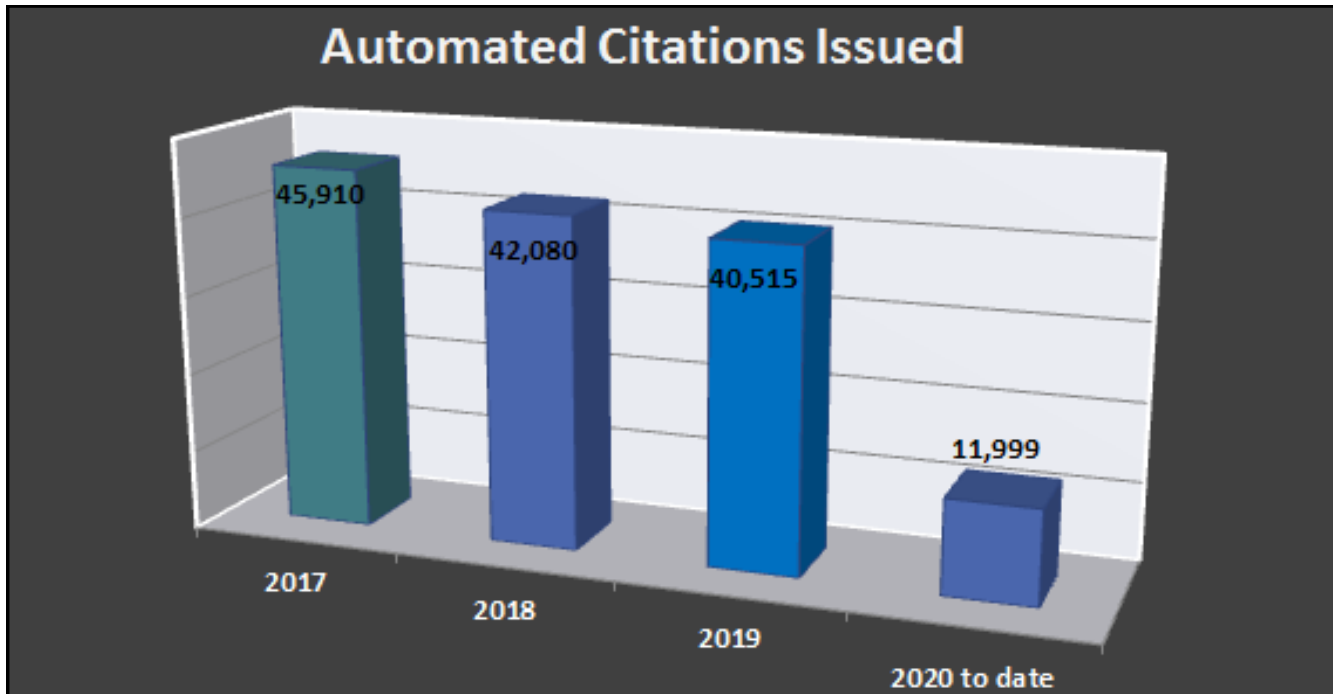
**ANIMAL SERVICES**

<b>Animal Calls</b>	<b>Mar 2020</b> <i>(Previous Month)</i>	<b>Apr 2020</b> <i>(Current Month)</i>	<b>Apr 2019</b> <i>(This Month Last Year)</i>
<b>CCPD Handled Calls</b>	73	<b>71</b>	93
<b>Investigations</b>	0	<b>16</b>	54
<b>Bite(s)</b>	0	<b>2</b>	26
<b>ASO Phone Call Volume</b>	22	<b>55</b>	175
<b>Coyote Activity</b>	<b>Mar 2020</b> <i>(Previous Month)</i>	<b>Apr 2020</b> <i>(Current Month)</i>	<b>Apr 2019</b> <i>(This Month Last Year)</i>
<b>Sightings</b>	1	<b>2</b>	0
<b>Encounter</b>	0	<b>0</b>	1
<b>Kill</b>	1	<b>0</b>	0

\*No longer able to track calls deferred to County for Service

**RED LIGHT PHOTO ENFORCEMENT**

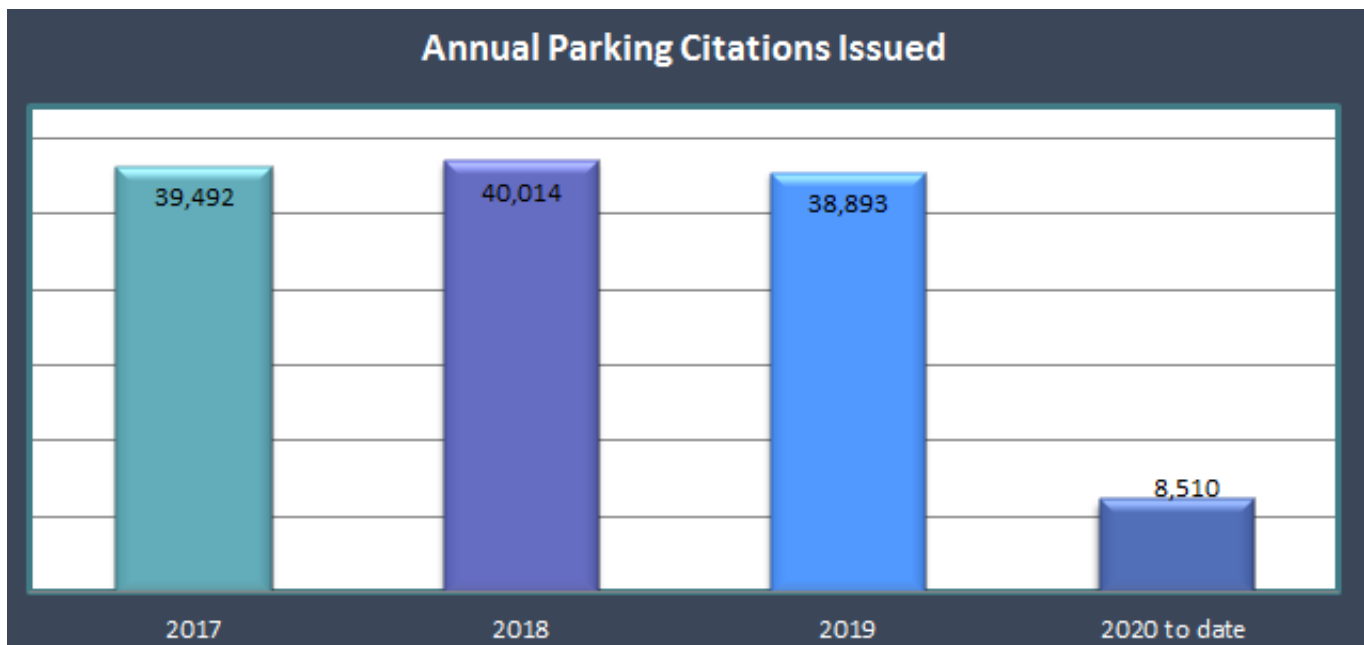
	<b>Mar 2020</b> <i>(Previous Month)</i>	<b>Apr 2020</b> <i>(Current Month)</i>	<b>Apr 2019</b> <i>(This Month Last Year)</i>	<b>2018-2019</b> <i>(Annual Change)</i>
<b>Citations Issued</b>	3,687	<b>2,465</b>	3,599	-4%



\*Eighteen cameras installed with Photo Enforcement Equipment were fully operational. One approach was down due to building construction and obstructed signal visibility.

**PARKING CITATIONS**

	<b>Mar 2020</b> <i>(Previous Month)</i>	<b>Apr 2020</b> <i>(Current Month)</i>	<b>Apr 2019</b> <i>(This Month Last Year)</i>	<b>2018-2019</b> <i>(Annual Change)</i>
<b>Parking Citations Issued</b>	2,023	<b>497</b>	3,025	-3%





## PART 1 CRIMES

Month	Mar 2020 (Previous Month)	Apr 2020 (Current Month)	Apr 2019 (This Month Last Year)	2018-2019 Annual Change
Homicide	0	0	0	N/A
Forcible Rape	0	0	0	-80%
Robbery	6	7	11	-6%
Aggravated Assault	11	6	7	-7%
<b>Violent Crimes Total</b>	<b>17</b>	<b>13</b>	<b>18</b>	<b>-10%</b>
Burglary	31	13	11	-30%
Theft	95	62	131	-3%
Motor Vehicle Theft	6	5	7	2%
Arson	1	2	0	0%
<b>Property Crimes Total</b>	<b>133</b>	<b>82</b>	<b>149</b>	<b>-6%</b>
<b>Part 1 Crimes Total</b>	<b>150</b>	<b>95</b>	<b>167</b>	<b>-7%</b>

Year	2017	2018	2019	2020 to date
Homicide	0	0	0	0
Rape	1	10	2	2
Robbery	131	108	102	33
Aggravated Assault	51	73	68	27
<b>Violent Crimes Total</b>	<b>183</b>	<b>191</b>	<b>172</b>	<b>62</b>
Burglary	208	246	172	76
Theft	1570	1417	1381	382
Motor Vehicle Theft	108	93	95	32
Arson	1	1	1	4
<b>Property Crimes Total</b>	<b>1887</b>	<b>1757</b>	<b>1,649</b>	<b>494</b>
<b>Part 1 Crimes Total</b>	<b>2,212</b>	<b>1,948</b>	<b>1,821</b>	<b>556</b>

## MONTHLY ASSAULT BREAKDOWN

Month	Mar 2020 (Previous Month)	Apr 2020 (Current Month)	Apr 2019 (This Month Last Year)
Aggravated Assault- Other	7	3	2
Aggravated Assault- DV	4	3	5
<b>Aggravated Assault Total</b>	<b>11</b>	<b>6</b>	<b>7</b>
Simple Assault- Other	6	3	2
Simple Assault-DV	1	0	3
<b>Simple Assault Total</b>	<b>7</b>	<b>3</b>	<b>5</b>

**PART 2 CRIMES**

	<b>Mar 2020</b> <i>(Previous Month)</i>	<b>Apr 2020</b> <i>(Current Month)</i>	<b>Apr 2019</b> <i>(This Month Last Year)</i>	<b>2018-2019</b> <b>Annual Change</b>
<b>Other Assault</b>	7	<b>3</b>	5	-55%
<b>Drugs/Narcotics</b>	34	<b>15</b>	42	53%
<b>Financial Crimes</b>	5	<b>7</b>	22	3%
<b>Weapons Possession</b>	7	<b>5</b>	6	47%
<b>Other Offenses</b>	54	<b>28</b>	74	10%
<b>Part 2 Crimes Total</b>	<b>107</b>	<b>58</b>	<b>149</b>	<b>17%</b>

	<b>2017</b>	<b>2018</b>	<b>2019</b>	<b>2020 to date</b>
<b>Other Assault</b>	143	98	44	<b>20</b>
<b>Drugs/Narcotics</b>	342	411	629	<b>152</b>
<b>Financial Crimes</b>	357	233	241	<b>41</b>
<b>Weapons Possession</b>	53	47	69	<b>23</b>
<b>Other Offenses</b>	762	753	827	<b>223</b>
<b>Part 2 Crimes Total</b>	<b>1657</b>	<b>1542</b>	<b>1810</b>	<b>459</b>

**PART 1 CRIMES CASE CLEARANCE**

	<b>Mar 2020</b> <i>(Previous Month)</i>	<b>Apr 2020</b> <i>(Current Month)</i>	<b>Apr 2019</b> <i>(This Month Last Year)</i>	<b>2018-2019</b> <b>Annual Change</b>
<b>Part 1 Crime Total Offenses</b>	150	<b>95</b>	167	-7%
Part 1 Offenses Cleared	41	<b>20</b>	65	8%
Clearance Rate	27%	<b>21%</b>	39%	

	<b>2017</b>	<b>2018</b>	<b>2019</b>	<b>2020 to date</b>
<b>Part 1 Crimes</b>	2212	1948	1821	<b>558</b>
<b>Part 1 Crimes Cleared</b>	767	595	642	<b>154</b>
<b>Clearance Rate</b>	35%	31%	35%	<b>28%</b>

\*Part 1 Crimes clearance rate is measured by offenses cleared by arrest, by exceptional means, filed for warrant, and cleared by M.O.