



March 2020 Culver City Police Monthly Recap



Table of Contents

Administration Bureau.....	2
Grant Activity	2
Organizational Chart	3
Personnel & Training	4
Operations Bureau	5
Response Time	5
Calls for Service	6
Police Reports & Arrests.....	6
Mental Health	7
Drone Utilization Log.....	7
Collisions & DUI Arrests	8
Animal Services	8
Coyote Activity.....	8
Automated Enforcement	9
Traffic Citations	9
Investigations.....	10
Part 1 Crimes	10
Monthly Assault Breakdown.....	10
Part 2 Crimes.....	11
Case Clearance	11

Grants Awarded

FY18 U.S. Dept. of Justice – Office of Justice Programs – Bulletproof Vest Partnership	On October 3, 2018, awarded \$19,148.75. Grants funds cover the one-half the cost of Department issued bullet proof vests. Must exhaust FY18 funds prior to drawing down FY19 funds.
FY19 U.S. Dept. of Justice – Office of Justice Programs – Bulletproof Vest Partnership	On September 24, 2019, awarded \$13,471.13. Grants funds cover the one-half the cost of Department issued bullet proof vests.
FY17 Board of State and Community Corrections	Grant in the amount of \$50,000.00 was awarded in February 2017. Grant funds are being used to provide additional staffing to expand the Department's Mental Health Evaluation Team in coordination with the County of Los Angeles Department of Public Health. Our Mental Health Evaluation Team coordinates and collaborates with several local mental health providers to assist with and to provide additional outreach services for our mental health/homeless contacts.
FY19 California Office of Traffic Safety - Selective Traffic Enforcement Program (STEP)	Awarded \$120,000 on October 1, 2018. The grant period was October 1, 2018-September 30, 2019. Received final reimbursement payment. Working with the State Office of Traffic Safety to close out the grant. Grant funds were used to continue Traffic Safety Operations; DUI Checkpoints, DUI Saturations, Bicycle and Pedestrian Operations, Traffic Safety Educational Presentations and Safe Routes to School education and enforcement.
FY20 California Office of Traffic Safety - Selective Traffic Enforcement Program (STEP)	Awarded \$100,000.00 on October 1, 2019. The grant period is October 1, 2019 – September 30, 2020. Submitted the First Quarter Program report on January 30, 2020 and the Financial/Drawdown Report on January 27, 2020. Grant funds are used to continue Traffic Safety Operations; DUI Checkpoints, DUI Saturations, Bicycle and Pedestrian Operations, Traffic Safety Educational Presentations and Safe Routes to School education and enforcement.

Grants Applied

FY21 California Office of Traffic Safety - Selective Traffic Enforcement Program (STEP)	On January 27, 2020, submitted a grant application in the amount of \$237,000.00. Grant funds will be used to continue Traffic Safety Operations; DUI Checkpoints, DUI Saturations, Bicycle and Pedestrian Operations, Traffic Safety Educational Presentations and Safe Routes to School education and enforcement.
FY21 California Office of Traffic Safety – Traffic Records Improvement Project (TRIP)	On January 29, 2020, submitted a grant application in the amount of \$120,000.00 requesting funds to implement a complete electronic crash reporting system that will export crash reports to the Department's Records Management Systems and the California Highway Patrol's Statewide Integrated Traffic Records System and a complete electronic citation solution system that will improve the accuracy and efficiency of traffic citations.

Grants Closed

FY17 U.S. Dept. of Justice – Office of Justice Programs - Bulletproof Vest Partnership	Grant period ended on September 30, 2019.
---	---

Other Programs

Supplemental Law Enforcement Services Fund (SLESF)	Funds cover the salaries and benefits for one (1) Property Technician. Any additional funds remaining cover Operations Bureau overtime.
Asset Forfeiture	Expenditures on-going based on Department needs.



Non-Sworn Staff Openings: 4

Sworn Staff Openings: 0

(1) C.S.U. IT

(3) C.S.O

Total Non-Sworn Staff: 45

Total Sworn Staff: 117

TOTAL STAFF: 162

	Dept Personnel by Race	%	Sworn Personnel by Race	%	Non-Sworn Personnel by Race	%	Dept Supervision by Race	%
White	62	39%	51	43%	11	28%	12	41%
Hispanic	61	38%	44	37%	17	43%	8	28%
Black	16	10%	9	8%	7	18%	3	10%
Asian	9	6%	7	6%	2	5%	2	7%
Pac. Islander	7	4%	3	3%	4	8%	1	3%
Native Am	0	0%	0	0%	0	0%	0	0%
Mid. East.	5	3%	5	4%	0	0%	3	10%
Total:	160		119		41		29	

	Dept Personnel by Gender	%	Sworn Personnel by Gender	%	Non-Sworn Person- nel by Gender	%	Dept. Supervision by Gender	%
Male	132	83%	111	93%	21	51%	26	90%
Female	28	18%	8	7%	20	49%	3	10%
Total:	160		119		41		29	

As of 02/29/20

Culver City's Estimated Population by Race		
	Total	%
White	18,924	48.04%
Hispanic	9,218	23.40%
Black	3,088	7.84%
Asian	6,113	15.52%
Pacific Islander	17	0.04%
2 or More Races	1,693	4.30%
Native American	39	0.10%
Misc Race	303	0.77%
Total:	39,395	

*Per U.S. Census Bureau, Mid. East. is included in the White category based on region of origin.

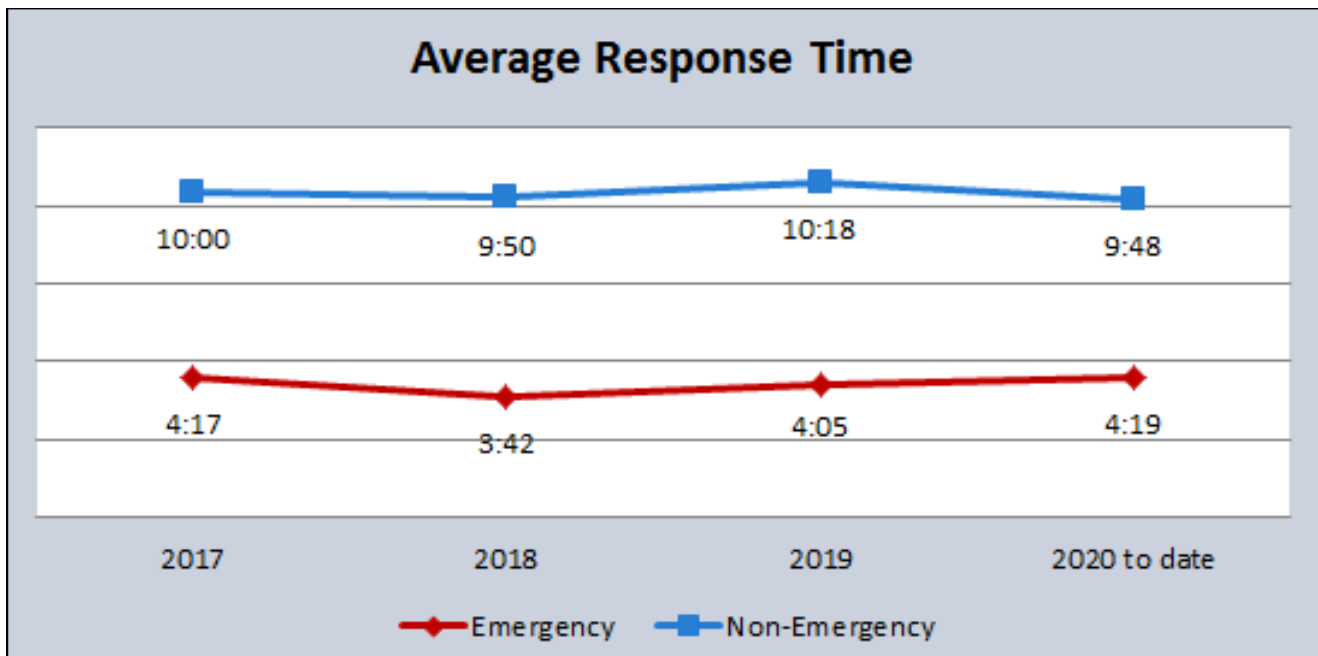


Operations Bureau

RESPONSE TIME

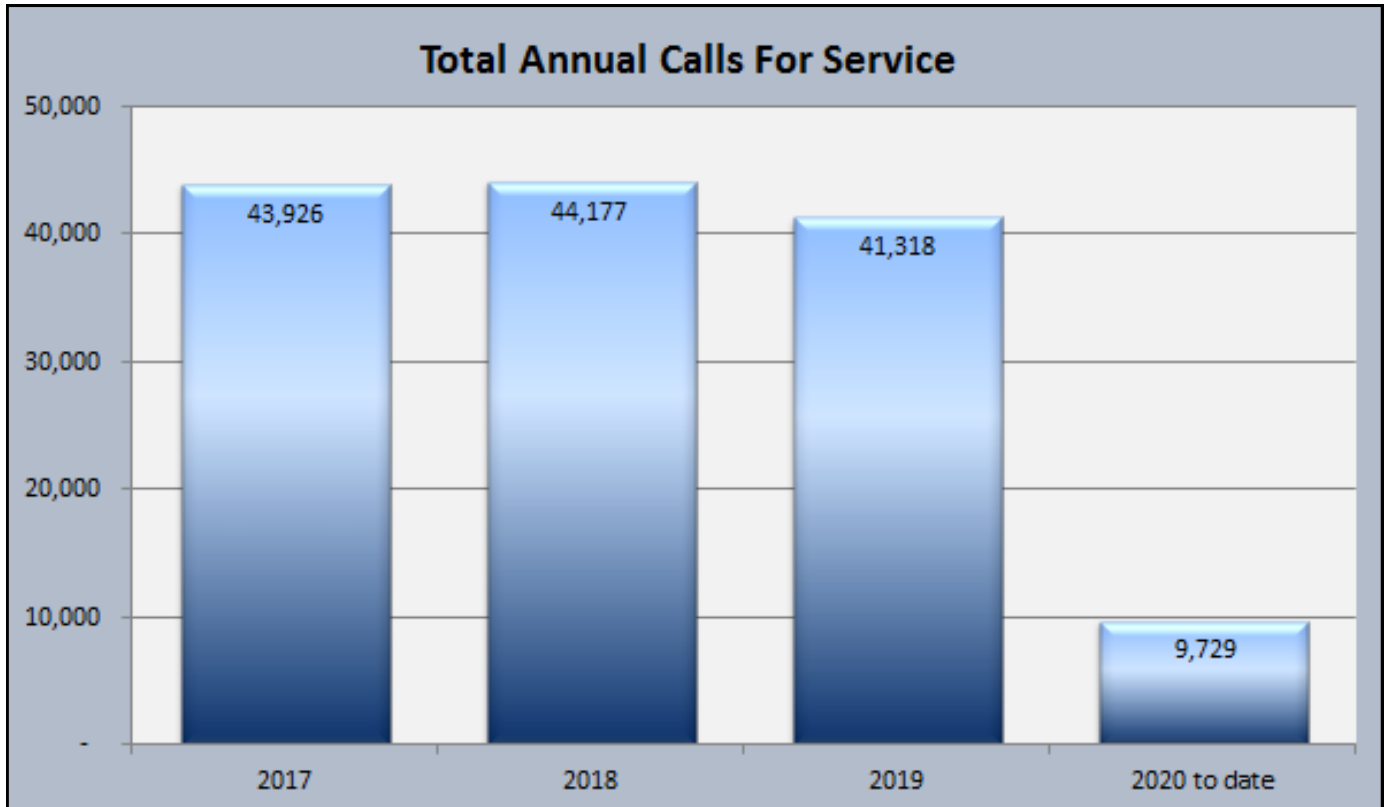
	Feb 2020 (Previous Month)	Mar 2020 (Current Month)	Mar 2019 (This Month Last Year)	2018-2019 (Annual Change)
Emergency	4:14	4:21	4:48	30%
Non-Emergency	9:58	9:21	10:16	5%

Average Response Time

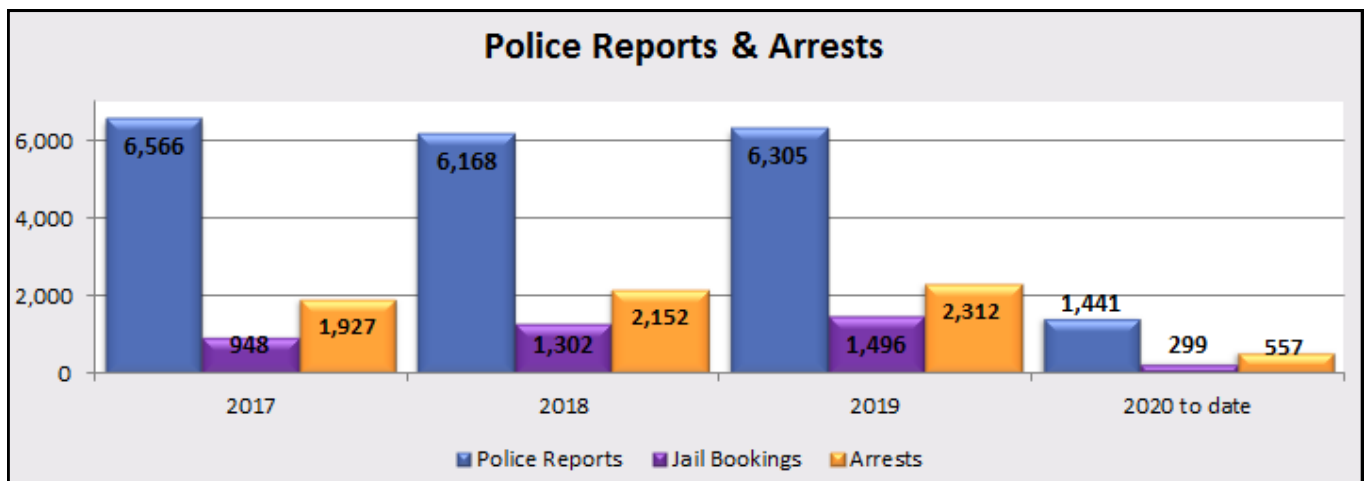


CALLS FOR SERVICE/ POLICE INCIDENTS

	Feb 2020 <i>(Previous Month)</i>	Mar 2020 <i>(Current Month)</i>	Mar 2019 <i>(This Month Last Year)</i>	2017-2018 <i>(Annual Change)</i>
Total Calls for Service	3,431	2,917	3,373	2%

**POLICE REPORTS AND ARRESTS**

	Feb 2020 <i>(Previous Month)</i>	Mar 2020 <i>(Current Month)</i>	Mar 2019 <i>(This Month Last Year)</i>
Police Report	488	376	506
Jail Bookings	102	75	90
Total Arrests <i>(including cite & release)</i>	170	188	186



MENTAL HEALTH RELATED (MHR) CONTACTS

	Feb 2020 <i>(Previous Month)</i>	Mar 2020 <i>(Current Month)</i>	Mar 2019 <i>(This Month Last Year)</i>	2018-2019 <i>(Annual Change)</i>
72-Hour Evaluations	46	34	31	10%
MHR Calls for Service	68	130	43	-14%

	2017	2018	2019	2020 to date
72-Hour Evaluations	154	346	380	108
MHR Calls for Service	376	842	720	255

DRONE UTILIZATION LOG

PILOT	DR#	DATE	TIME	LOCATION	DRONE DEPLOYMENT CRITERIA	INCIDENT DISPOSITION
Badour	20-1212	03/08/20	12:55	4200 Blk Huntley Ave	Perimeter Searches for Armed and/or Felony Suspects	WIC 5150 Hold
Ogden	20-1425	03/27/20	1:00	600 Blk Kelton Ave	Perimeter Searches for Armed and/or Felony Suspects	None
Ogden	20-1445	03/28/20	22:45	10900 Blk Washington Blvd	Perimeter Searches for Armed and/or Felony Suspects	None

COLLISIONS & DUI ARRESTS

	Feb 2020 <i>(Previous Month)</i>	Mar 2020 <i>(Current Month)</i>	Mar 2019 <i>(This Month Last Year)</i>	2018-2019 <i>(Annual Change)</i>
Fatal	0	0	0	0%
Injury	14	5	29	-2%
Non-Injury	10	4	8	-21%
Non-Injury Info Exchange	106	88	157	6%
Collision DUI Arrest	3	3	3	-21%
Non-Collision DUI Arrest	5	2	4	-13%

*There was one reported traffic collisions at Photo Enforcement Equipped intersection.

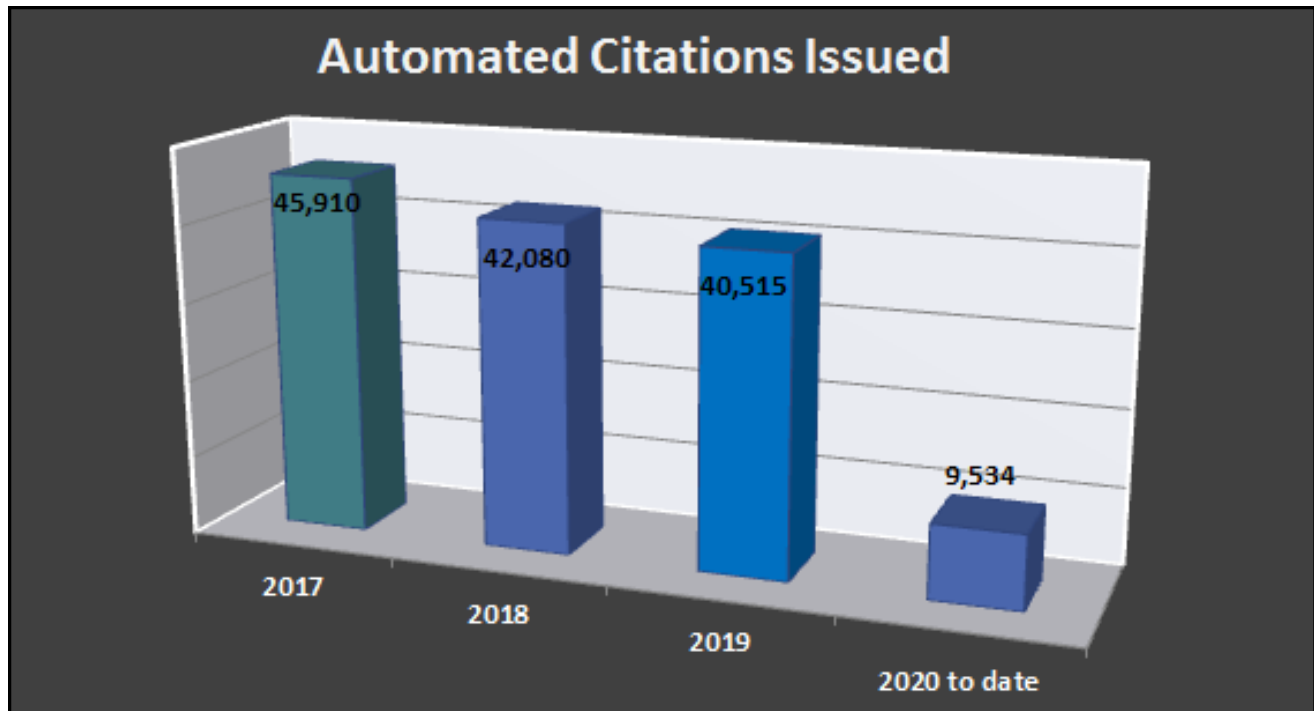
ANIMAL SERVICES

Animal Calls	Feb 2020 <i>(Previous Month)</i>	Mar 2020 <i>(Current Month)</i>	Mar 2019 <i>(This Month Last Year)</i>
CCPD Handled Calls	48	73	68
Investigations	0	0	41
Bite(s)	1	0	24
ASO Phone Call Volume	0	22	171
Coyote Activity	Feb 2020 <i>(Previous Month)</i>	Mar 2020 <i>(Current Month)</i>	Mar 2019 <i>(This Month Last Year)</i>
Sightings	1	1	0
Encounter	1	0	0
Kill	2	1	0

*No longer able to track calls deferred to County for Service

RED LIGHT PHOTO ENFORCEMENT

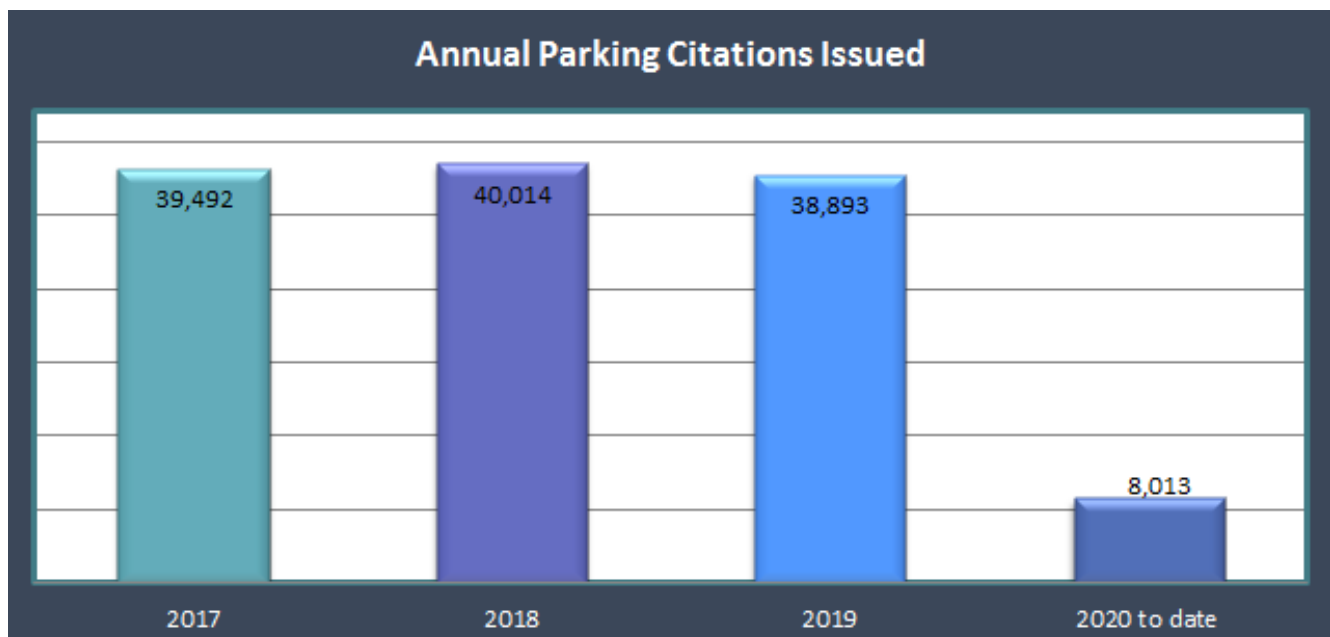
	Feb 2020 <i>(Previous Month)</i>	Mar 2020 <i>(Current Month)</i>	Mar 2019 <i>(This Month Last Year)</i>	2018-2019 <i>(Annual Change)</i>
Citations Issued	2926	3687	2917	-4%



*Eighteen cameras installed with Photo Enforcement Equipment were fully operational. One approach was down due to building construction and obstructed signal visibility.

PARKING CITATIONS

	Feb 2020 <i>(Previous Month)</i>	Mar 2020 <i>(Current Month)</i>	Mar 2019 <i>(This Month Last Year)</i>	2018-2019 <i>(Annual Change)</i>
Parking Citations Issued	2,989	2,023	3,269	-3%





PART 1 CRIMES

Month	Feb 2020 (Previous Month)	Mar 2020 (Current Month)	Mar 2019 (This Month Last Year)	2018-2019 Annual Change
Homicide	0	0	0	N/A
Forcible Rape	1	0	0	-80%
Robbery	11	6	5	-6%
Aggravated Assault	4	11	3	-7%
Violent Crimes Total	16	17	8	-10%
Burglary	18	31	43	-30%
Theft	99	95	118	-3%
Motor Vehicle Theft	14	6	7	2%
Arson	1	1	0	0%
Property Crimes Total	132	133	168	-6%
Part 1 Crimes Total	148	150	176	-7%

MONTHLY ASSAULT BREAKDOWN

Month	Feb 2020 (Previous Month)	Mar 2020 (Current Month)	Mar 2019 (This Month Last Year)
Aggravated Assault- Other	3	7	0
Aggravated Assault- DV	1	4	3
Aggravated Assault Total	4	11	3
Simple Assault- Other	6	6	1
Simple Assault-DV	0	1	2
Simple Assault Total	6	7	3

Year	2017	2018	2019	2020 to date
Homicide	0	0	0	0
Rape	1	10	2	2
Robbery	131	108	102	26
Aggravated Assault	51	73	68	21
Violent Crimes Total	183	191	172	49
Burglary	208	246	172	63
Theft	1570	1417	1381	320
Motor Vehicle Theft	108	93	95	27
Arson	1	1	1	2
Property Crimes Total	1887	1757	1,649	412
Part 1 Crimes Total	2,212	1,948	1,821	461

PART 2 CRIMES

	Feb 2020 <i>(Previous Month)</i>	Mar 2020 <i>(Current Month)</i>	Mar 2019 <i>(This Month Last Year)</i>	2018-2019 Annual Change
Other Assault	6	7	3	-55%
Drugs/Narcotics	34	34	49	53%
Financial Crimes	18	5	18	3%
Weapons Possession	4	7	7	47%
Other Offenses	77	54	81	10%
Part 2 Crimes Total	139	107	158	17%

	2017	2018	2019	2020 to date
Other Assault	143	98	44	17
Drugs/Narcotics	342	411	629	137
Financial Crimes	357	233	241	34
Weapons Possession	53	47	69	18
Other Offenses	762	753	827	195
Part 2 Crimes Total	1657	1542	1810	401

PART 1 CRIMES CASE CLEARANCE

	Feb 2020 <i>(Previous Month)</i>	Mar 2020 <i>(Current Month)</i>	Mar 2019 <i>(This Month Last Year)</i>	2018-2019 Annual Change
Part 1 Crime Total Offenses	150	150	176	-7%
Part 1 Offenses Cleared	40	41	75	8%
Clearance Rate	27%	27%	43%	

	2017	2018	2019	2020 to date
Part 1 Crimes	2212	1948	1821	461
Part 1 Crimes Cleared	767	595	642	134
Clearance Rate	35%	31%	35%	29%

*Part 1 Crimes clearance rate is measured by offenses cleared by arrest, by exceptional means, filed for warrant, and cleared by M.O.