



September 2019 Culver City Police Monthly Recap



Table of Contents

Administration Bureau.....	2
Grant Activity	2
Organizational Chart	3
Personnel & Training	4
Operations Bureau	5
Response Time	5
Calls for Service	6
Police Reports & Arrests.....	6
Mental Health	7
Drone Utilization Log.....	7
Investigations & Traffic Bureau	8
Collisions & DUI Arrests	8
Animal Services	8
Coyote Activity.....	8
Automated Enforcement	9
Traffic Citations	9
Part 1 Crimes	10
Part 2 Crimes.....	11
Case Clearance	11

Grants Awarded

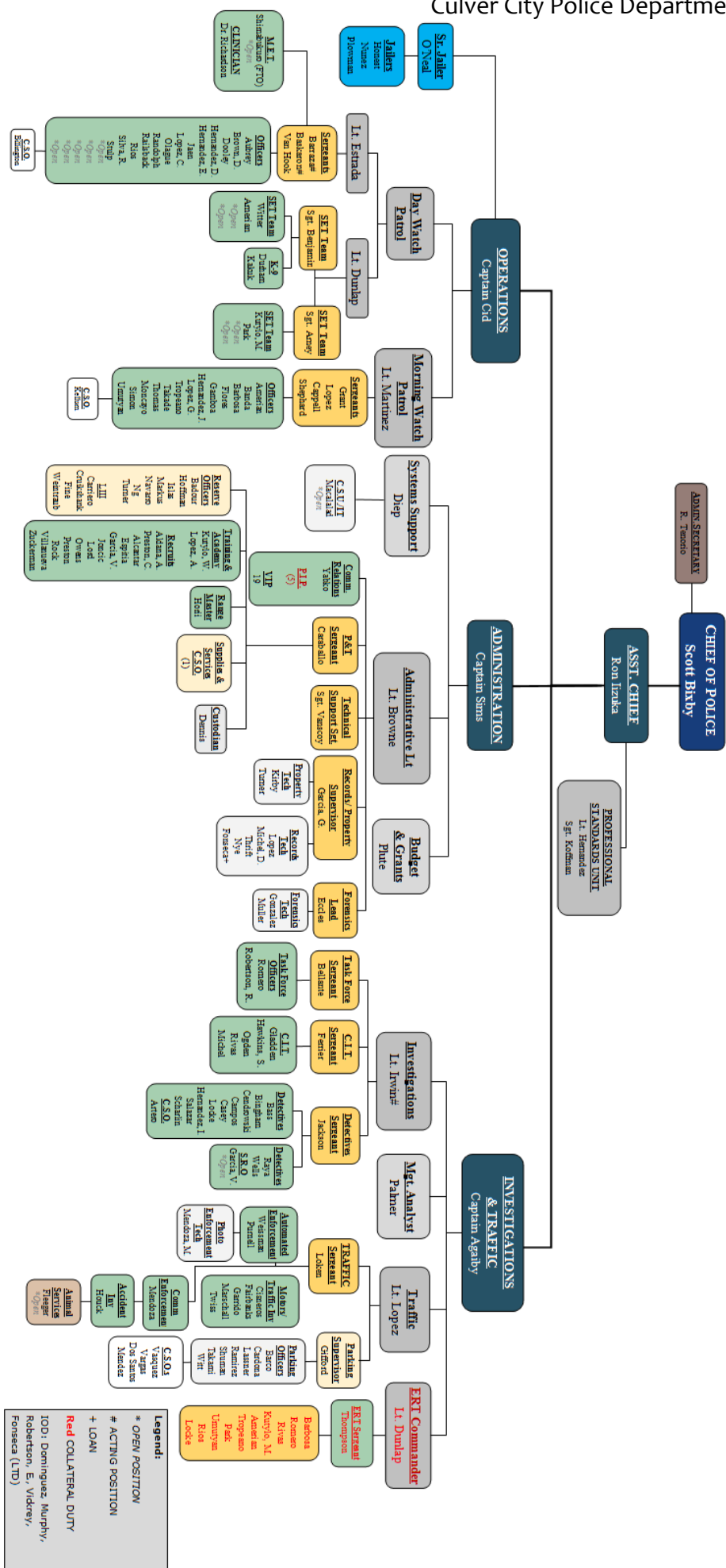
FY18 U.S. Dept. of Justice – Office of Justice Programs – Bulletproof Vest Partnership	On October 3, 2018, awarded \$19,148.75. Grants funds cover the one-half the cost of Department issued bullet proof vests. Must exhaust FY18 funds prior to drawing down FY19 funds.
FY19 U.S. Dept. of Justice – Office of Justice Programs – Bulletproof Vest Partnership	On September 24, 2019, awarded \$13,471.13. Grants funds cover the one-half the cost of Department issued bullet proof vests.
FY17 Board of State and Community Corrections	Grant in the amount of \$50,000.00 was awarded in February 2017. Grant funds are being used to provide additional staffing to expand the Department's Mental Health Evaluation Team in coordination with the County of Los Angeles Department of Public Health. Our Mental Health Evaluation Team coordinates and collaborates with several local mental health providers to assist with and to provide additional outreach services for our mental health/homeless contacts.
FY19 California Office of Traffic Safety - Selective Traffic Enforcement Program (STEP)	Awarded \$120,000 on October 1, 2018. The grant period is October 1, 2018-September 30, 2019. Fourth and Final Quarter Program Report and Financial/Reimbursement Report are due by September 30 th . Grant funds are used to continue Traffic Safety Operations; DUI Checkpoints, DUI Saturations, Bicycle and Pedestrian Operations, Traffic Safety Educational Presentations and Safe Routes to School education and enforcement.
FY20 California Office of Traffic Safety - Selective Traffic Enforcement Program (STEP)	Awarded \$100,000.00 on October 1, 2019. The grant period is October 1, 2019 – September 30, 2020. Grant funds are used to continue Traffic Safety Operations; DUI Checkpoints, DUI Saturations, Bicycle and Pedestrian Operations, Traffic Safety Educational Presentations and Safe Routes to School education and enforcement.

Grants Closed

FY16 U.S. Dept. of Justice – Office of Justice Programs – Bulletproof Vest Partnership	Grant period ended on September 20, 2018.
FY17 U.S. Dept. of Justice – Office of Justice Programs - Bulletproof Vest Partnership	Grant period ended on September 30, 2019.
FY18 California Office of Traffic Safety - Selective Traffic Enforcement Program (STEP)	The grant period ended on September 30, 2018. In Mid-February, the City received final grant reimbursement in the amount of \$20,798.24.

Other Programs

Supplemental Law Enforcement Services Fund (SLESF)	Funds cover the salaries and benefits for one (1) Property Technician. Any additional funds remaining cover Operations Bureau overtime.
Asset Forfeiture	Expenditures on-going based on Department needs.



Non-Sworn Staff Openings: 5

- (1) C.S.U. IT
- (1) Records Technician
- (1) Red Light
- (1) Animal Service
- (1) C.S.O.

Sworn Staff Openings: 4

- (4) Police Officer

Total Non-Sworn Staff: 45**Total Sworn Staff: 117****TOTAL STAFF: 154**

	Dept Personnel by Race		Sworn Personnel by Race		Non-Sworn Personnel by Race		Dept Supervision by Race	
		%		%		%		%
White	57	37%	46	41%	11	27%	12	39%
Hispanic	58	38%	42	38%	17	41%	9	29%
Black	17	11%	9	8%	7	17%	4	13%
Asian	9	6%	6	5%	2	5%	2	2%
Pac. Islander	7	5%	3	3%	4	10%	1	3%
Native Am	0	0%	0	0%	0	0%	0	0%
Mid. East	5	3%	5	5%	0	0%	3	10%
Total:	153		111		41		31	

	Dept Personnel by Gender		Sworn Personnel by Gender		Non-Sworn Personnel by Gender		Dept. Supervision by Gender	
		%		%		%		%
Male	123	81%	103	93%	20	48%	28	81%
Female	29	19%	8	7%	21	52%	3	9%
Total:	152		113		41		31	

As of 09/30/19

Culver City's Estimated Population by Race		
	Total	%
White	18,924	48.04%
Hispanic	9,218	23.40%
Black	3,088	7.84%
Asian	6,113	15.52%
Pacific Islander	17	0.04%
2 or More Races	1,693	4.30%
Native American	39	0.10%
Misc Race	303	0.77%
Total:	39,395	

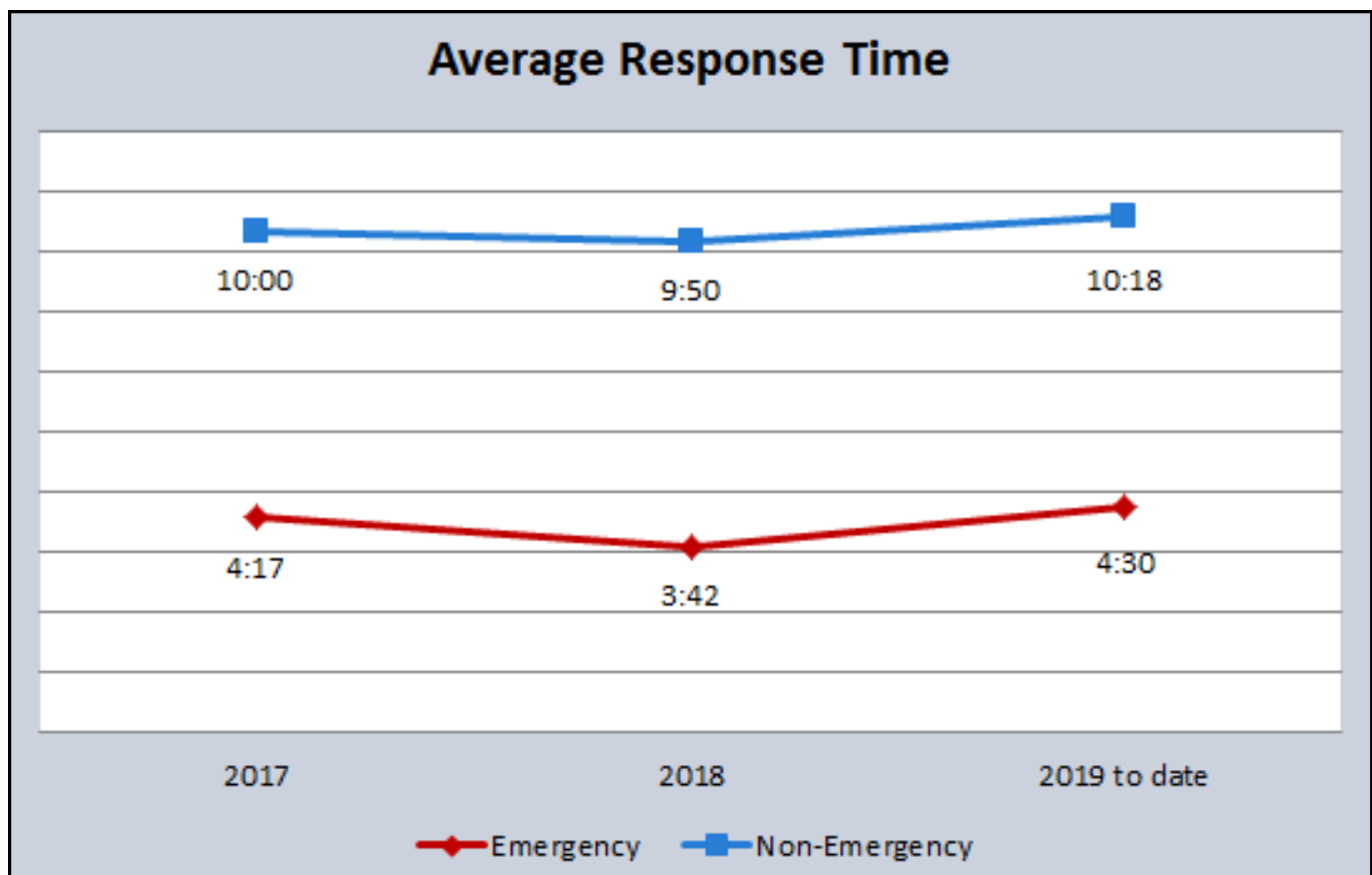
*Per U.S. Census Bureau, Mid. East. is included in the White category based on region of origin.



Operations Bureau

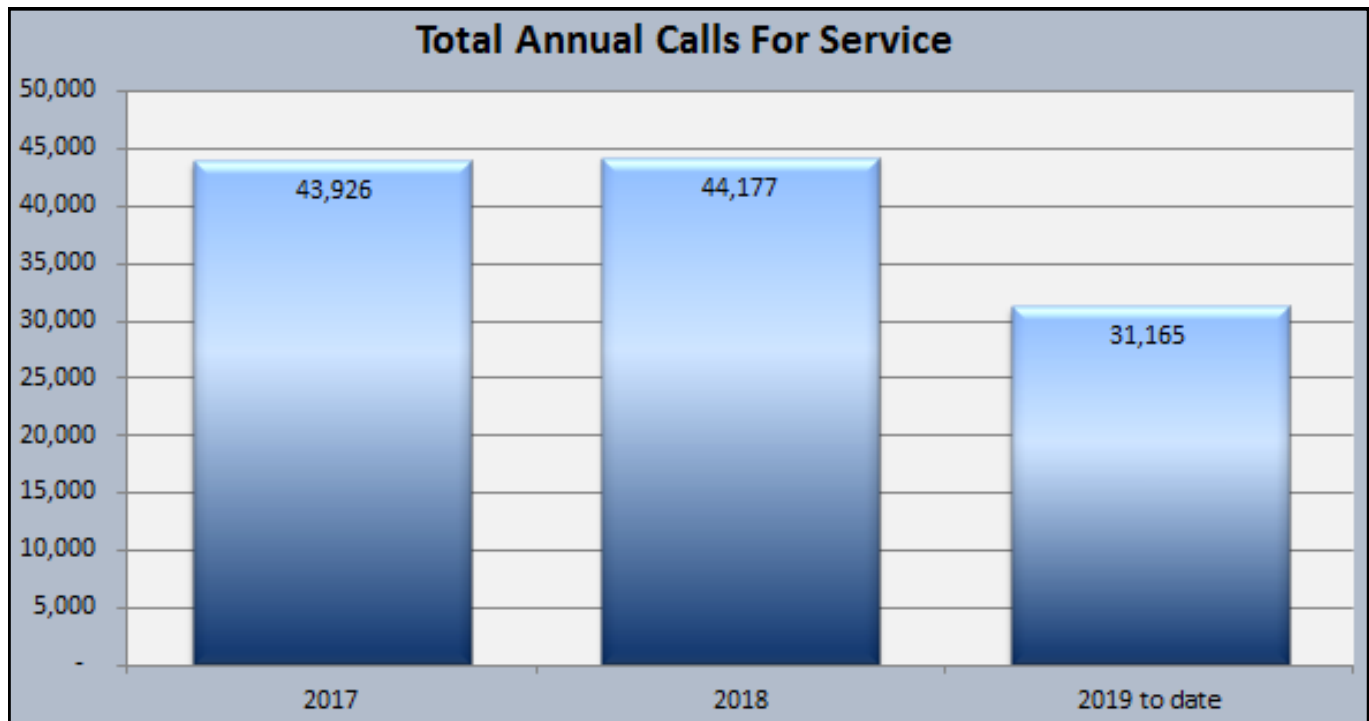
RESPONSE TIME

	Aug 2019 <i>(Previous Month)</i>	Sep 2019 <i>(Current Month)</i>	Sep 2018 <i>(This Month Last Year)</i>	2017-2018 <i>(Annual Change)</i>
Emergency	6:50	2:57	4:15	-2%
Non-Emergency	10:10	10:35	10:01	-14%

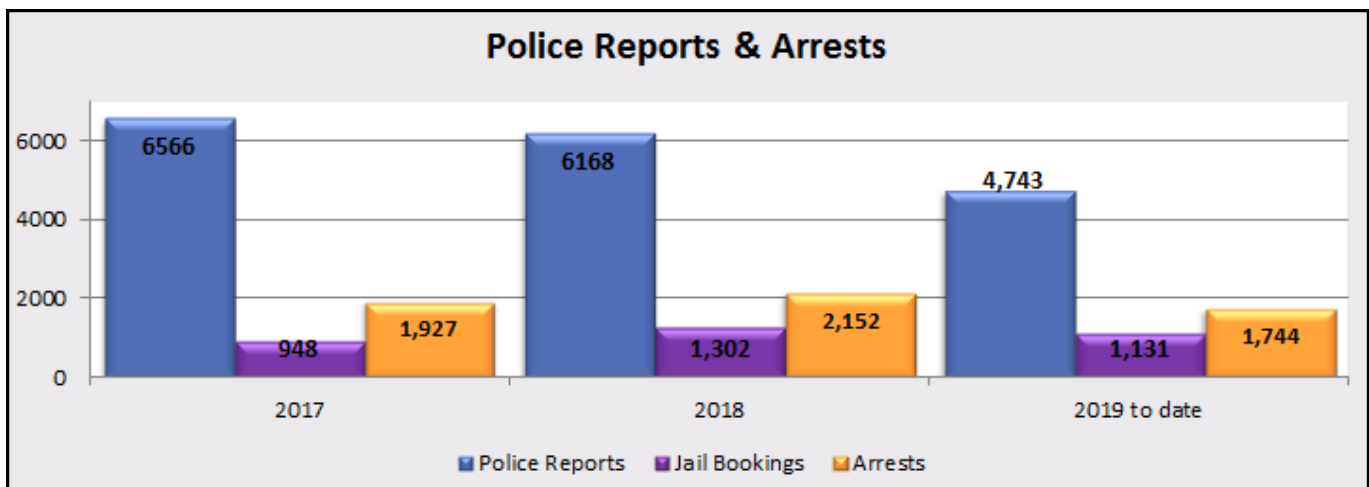


CALLS FOR SERVICE/ POLICE INCIDENTS

	Aug 2019 <i>(Previous Month)</i>	Sep 2019 <i>(Current Month)</i>	Sep 2018 <i>(This Month Last Year)</i>	2017-2018 <i>(Annual Change)</i>
Total Calls for Service	3,610	3,451	3,531	1%

**POLICE REPORTS AND ARRESTS**

	Aug 2019 <i>(Previous Month)</i>	Sep 2019 <i>(Current Month)</i>	Sep 2018 <i>(This Month Last Year)</i>
Police Report	554	523	457
Jail Bookings	144	147	88
Total Arrests <i>(including cite & release)</i>	215	200	133



MENTAL HEALTH RELATED (MHR) CONTACTS

	Aug 2019 <i>(Previous Month)</i>	Sep 2019 <i>(Current Month)</i>	Sep 2018 <i>(This Month Last Year)</i>	2017-2018 <i>(Annual Change)</i>
72-Hour Evaluations	41	45	41	124%
MHR Calls for Service	90	69	77	123%

	2017	2018	2019 to date
72-Hour Evaluations	154	346	281
MHR Calls for Service	376	842	551

DRONE UTILIZATION LOG

PILOT	DR#	DATE	TIME	LOCATION	DRONE DEPLOYMENT CRITERIA	INCIDENT DISPOSITION
There were no drone deployments for the month of September.						



Investigations & Traffic Bureau

COLLISIONS & DUI ARRESTS

	Aug 2019 (Previous Month)	Sep 2019 (Current Month)	Sep 2018 (This Month Last Year)	2017-2018 (Annual Change)
Fatal	0	0	0	-33%
Injury	32	14	22	-16%
Non-Injury	7	13	13	-64%
Non-Injury Info Exchange	150	142	122	-7%
Collision DUI Arrest	1	4	4	20%
Non-Collision DUI Arrest	9	5	6	54%

*No accidents were reported at a Photo Enforcement equipped intersection.

ANIMAL SERVICES

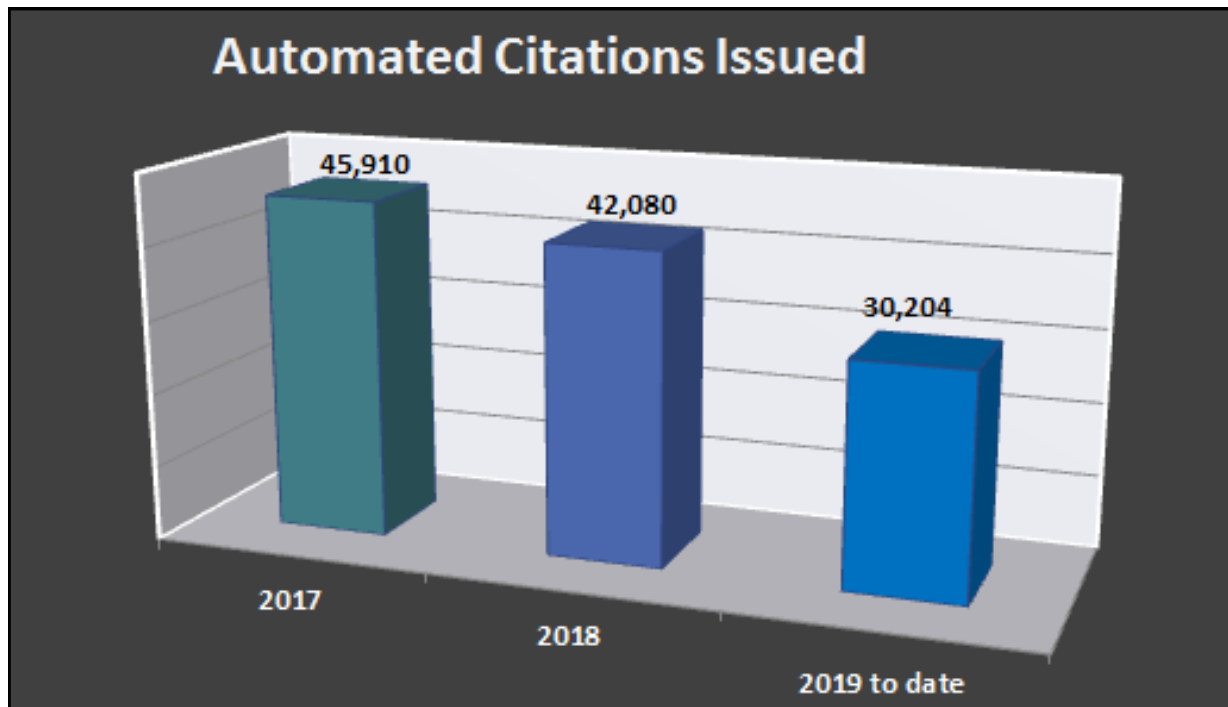
Animal Calls	Aug 2019 (Previous Month)	Sep 2019 (Current Month)	Sep 2018 (This Month Last Year)
CCPD Handled Calls	89	106	103
Investigations	0	0	17
Bite(s)	0	1	12
ASO Phone Call Volume	0	0	139
Coyote Activity	Aug 2019 (Previous Month)	Sep 2019 (Current Month)	Sep 2018 (This Month Last Year)
Sightings	1	2	9
Encounter	0	0	1
Kill	4	2	5

*No longer able to track calls deferred to County for Service

** No animal related investigations, bite reports or follow-up as the ASO is currently out of the office

RED LIGHT PHOTO ENFORCEMENT

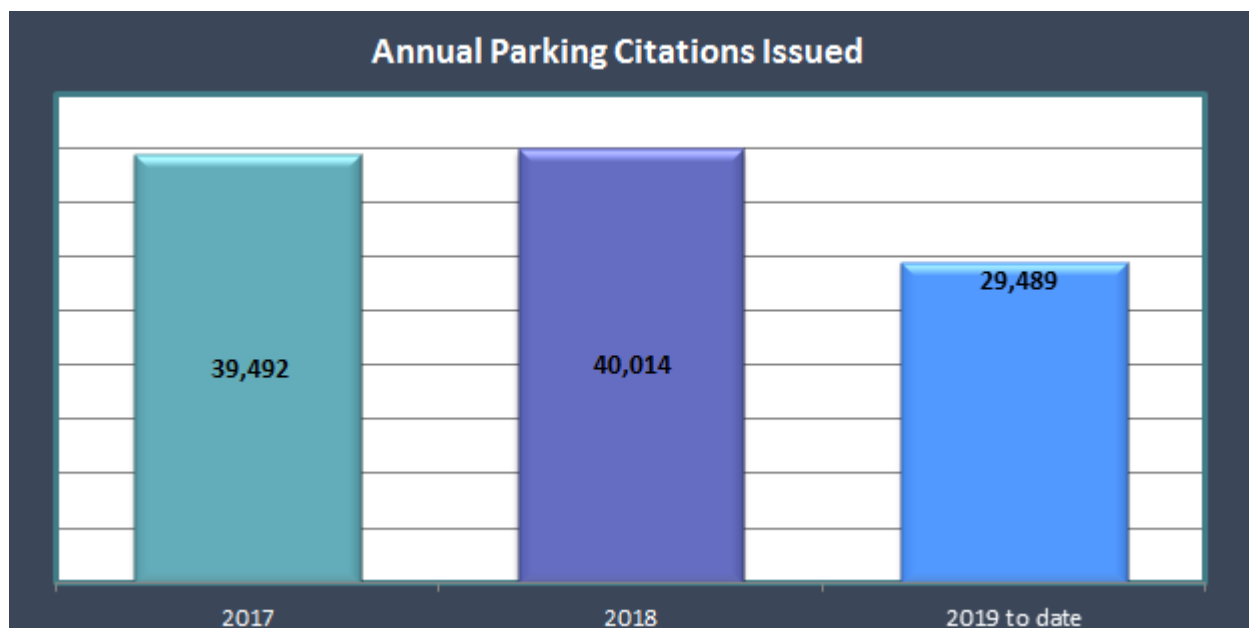
	Aug 2019 (Previous Month)	Sep 2019 (Current Month)	Sep 2018 (This Month Last Year)	2017-2018 (Annual Change)
Citations Issued	3387	3311	3744	-8%



*Eighteen cameras installed with Photo Enforcement Equipment were fully operational. Two approaches were down due to building construction and obstructed signal visibility.

PARKING CITATIONS

	Aug 2019 (Previous Month)	Sep 2019 (Current Month)	Sep 2018 (This Month Last Year)	2017-2018 (Annual Change)
Parking Citations Issued	3,314	3,168	3,388	1%



PART 1 CRIMES

Month	Aug 2019 (Previous Month)	Sep 2019 (Current Month)	Sep 2018 (This Month Last Year)	2017-2018 Annual Change
Homicide	0	0	0	N/A
Forcible Rape	1	0	0	900%
Robbery	6	12	7	-18%
Aggravated Assault	5	5	10	43%
Violent Crimes Total	12	17	17	4%
Burglary	16	11	19	17%
Theft	112	89	102	-10%
Motor Vehicle Theft	8	3	9	-14%
Arson	1	0	0	0%
Property Crimes Total	137	103	130	-6%
Part 1 Crimes Total	149	120	147	-6%

Year	2017	2018	2019 to date
Homicide	0	0	0
Rape	1	10	1
Robbery	131	108	80
Aggravated Assault	51	73	52
Violent Crimes Total	183	191	133
Burglary	208	246	147
Theft	1570	1417	1052
Motor Vehicle Theft	108	93	71
Arson	1	1	1
Property Crimes Total	1887	1757	1271
Part 1 Crimes Total	2,212	1,948	1404

PART 2 CRIMES

	Aug 2019 <i>(Previous Month)</i>	Sep 2019 <i>(Current Month)</i>	Sep 2018 <i>(This Month Last Year)</i>	2017-2018 Annual Change
Other Assault	8	6	1	-31%
Drugs/Narcotics	66	62	41	20%
Financial Crimes	10	19	16	-35%
Weapons Possession	10	4	2	-11%
Other Offenses	63	52	74	-1%
Part 2 Crimes Total	157	143	134	-7%

	2017	2018	2019 to date
Other Assault	143	98	33
Drugs/Narcotics	342	411	477
Financial Crimes	357	233	192
Weapons Possession	53	47	57
Other Offenses	762	753	647
Part 2 Crimes Total	1657	1542	1406

PART 1 CRIMES CASE CLEARANCE

	Aug 2019 <i>(Previous Month)</i>	Sep 2019 <i>(Current Month)</i>	Sep 2018 <i>(This Month Last Year)</i>	2017-2018 Annual Change
Part 1 Crime Total Offenses	149	120	147	-6%
Part 1 Offenses Cleared	53	43	33	-22%
Clearance Rate	36%	36%	22%	

	2017	2018	2019 to date
Part 1 Crimes	2212	1948	1404
Part 1 Crimes Cleared	767	595	446
Clearance Rate	35%	31%	35%

*Part 1 Crimes clearance rate is measured by offenses cleared by arrest, by exceptional means, filed for warrant, and cleared by M.O.