


What is a nuisance animal?



□ CCMC 9.01.700 PUBLIC NUISANCE

It is unlawful and a public nuisance for any person owning, keeping, harboring or

having in his or her care, custody or control any animal, to cause or suffer, or permit to be made or caused by such animal, barking, howling, crying or making of any noises or other sounds common to their species, so as to annoy and become offensive to a resident or residents in the vicinity in which the animal is kept thereby disturbing the peace of the neighborhood or causing excessive discomfort to any reasonable person of normal sensitivity residing in the area.

For the purposes of this section, a nuisance animal means any animal whose:

Excessive, unrelenting or habitual barking, howling, crying, whining or making other sounds common to their species annoy or become offensive to a resident or residents in the vicinity thereby, disturbing the peace of the neighborhood or causing excessive discomfort to any reasonable person of normal sensitivity hearing such sounds.



What are the penalties?

□ CCMC 1.02.025 ADMINISTRATIVE FINES



A. Any responsible person who receives an


administrative citation shall be subject to the payment of fines as set forth in this Section.

B. Failure of any person to pay the administrative fines assessed by an administrative citation may result in the matter being referred for collection, which includes, but is not limited to, the filing of a small claims court action.

C. Fines for administrative citations shall be as follows:

- **First Violation:** A fine of One Hundred Dollars **(\$100.00)** for the first violation of any provision of this Code within one year
- **Second Violation:** A fine of Two Hundred Dollars **(\$200.00)** for the second violation of the same provision of this Code within one year
- **Third and Subsequent Violation:** A fine of Five Hundred Dollars **(\$500.00)** for the third or subsequent violations of the same provision of this Code within one year.

Why is my dog barking excessively, and what can I do?



Barking is a natural behavior for dogs; it is one way they communicate and vocalize their feelings and needs.

However, excessive barking is often a sign that something may be 'wrong.' The first step in solving the problem is to determine why your dog is excessively barking.

1) Your dog is bored, lonely or frustrated due to a lack of company, exercise, or mental stimulation. If left in the backyard for long periods, barking may be an enjoyable way for dogs to pass the time. Dogs are also social pack animals and may suffer from anxiety when left alone.



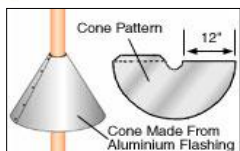
- Walk your dog at least 2 to 3 times daily. Include your dog on family outings.
- Find a designated off-leash area to give your dog a free run.
- Make the backyard environment more interesting.
- Take an obedience class with your dog and practice what you learn regularly to provide mental stimulation for the dog.
- Provide fun toys, such as indestructible hollow toys stuffed with snacks, to keep your dog busy when you're not home.
- Ensure that your dog has fresh water, a balanced diet, and adequate shelter from the weather. If possible, give your dog access to the house through a dog door.

2) Your dog is alerting or warning you of a perceived threat, such as animals, postal workers, noises, or the movements outside of your property.



- Teach your dog a "quiet" command.
- Desensitize your dog to the stimulus that triggers the barking, if possible.
- Block your dog's view of movement with solid fencing, shade cloth or hedging.
- Establish another internal fence to restrict your dog's access to the stimulus.

- Keep stray animals and wildlife off your property. Motion-sensored sprinkler device, disc baffles, metal bands and guards around trees are effective in deterring wildlife.



- If children are teasing your dog, try to discuss the problem with them.
- Establish another internal fence to restrict your dog's access to the stimulus.
- Create a setting in which your dog will not feel that territorial urge to defend itself.

3) Your dog is afraid of something.

- Identify what is frightening your dog. Remove or desensitize him to the stimulus.
- Mute outside noise by leaving your dog in a comfy area in a basement or bathroom and leave on a television, radio or fan.
- Block your dog's access to outdoor views that might be causing a fear response.



4) Your dog is suffering from separation anxiety.

- Teach your dog the sit-stay and down-stay commands using positive reinforcement to help your dog remain calmly in one place while you go to another room.



- Desensitize your dog to the stimulus that triggers the barking.
- Don't make a big deal out of arrivals and departures. When you arrive home, ignore your dog for the first 10 minutes and then calmly pet your dog.
- Leave an article of dirty laundry that smells like you, such as a shirt that you've slept in, to lend a calming olfactory cue.
- Utilize an over-the-counter calming product that may reduce fearfulness in dogs.
- Consult a professional animal behavior specialist or trainer for assistance.

5) Your dog has an injury or health problem.

- Make sure that your dog is in good health, by taking your dog to the veterinarian for regular check-ups.
- Ensure that your dog has fresh water, a balanced diet, and adequate shelter from the weather. If possible, give your dog access to the house through a dog door.



*Remember that training takes time and persistence. **NEVER hit or strike your dog.** This will not address the problem and will likely create confusion and fear in your dog.*

Devices such as anti-bark static (electrical) correction or citronella spray collars are available at many stores and online. Spraying water from spray bottles can help break your dog's focus, but don't spray directly into your dog's face. Spray at the hindquarters as the point is to distract.

If you need help with dog training, please ask your veterinarian for advice or look under 'Dog Training' in the yellow pages or on the internet.



**Culver City Animal Services
Culver City Police Department
4040 Duquesne Avenue
Culver City, California 90232
<http://www.culvercitypd.org/animalservices>**

**★ License online at:
<http://www.petdata.com/for-pet-owners/cul>**

**Field Services: 310-253-6143
Non-Emergency Line: 310-837-1221
E-Mail: Animal.Services@culvercity.org**

Nuisance Dogs



As a dog owner, you know the companionship, loyalty, love and fun that your dog adds to your life, but you must also realize your responsibility toward your neighbors. Animal owners can be insensitive at times to their own nuisance animal. Put yourself in your neighbor's position to see how your dog's habits affect them. Excessive nuisance can be a source of great irritation for neighbors as well as those who have to live with a noisy animal. The security of knowing you have a real watchdog, as well as enjoying a peaceful and quiet neighborhood, is well worth the effort.